CNRX®
瑞鑫输配电





RUIXIN ELECTRIC PRODUCT SERIES

CHINA LEI SHENG GROUP

Ruixin Group (Fuzhou) Power Transmission and Distribution Co., LTD

86-15059498984
www.cnrxfj.com
E-mail：2243144798@qq.com
Address 1: Building 1, Area B, Yungu Southeast Technology Innovation Base,
Address 2: No.36, Chitang Road, Shangcheng Town, Minhou County, Fujian Province, China

PT LEISN Energy Solutions

86-13055621319
sales1@leisnenergy.com
Menara Pertiwi Lt, 38 Unit H, jl. MegaKuningan Barat II No. 3
KuninganTimur Setiabudi 12950

GRUPO LEI SHENG FUENTES DE ENERGIA

86-13055621319
sales1@leisnenergy.com

Company Profile

Ruixin Group (Fuzhou) Power Transmission and Distribution Co., Ltd. was founded in 2011, located in Minhou County, Fuzhou City, Fujian Province and Yungu Southeast Science and Technology Innovation Base. Adhering to the enterprise spirit of "continuous enterprising, never satisfied", the company has built a complete category of complete industrial system. The company's products cover transformers, rectifiers, inductors, capacitors and supporting equipment, distribution switch control equipment, power electronic components manufacturing, research and development, etc., which are widely used in industry, energy, transportation, information, household appliances, medical and other fields.

While focusing on the development of new products, our company pays more attention to the internal and external management. Since the management is in line with international standardized management, organized production in strict accordance with ISO9001 standards, established a perfect quality management and quality assurance system, has obtained ISO9001, ISO14001, ISO45001 product quality management, environmental management, occupational health and safety management system certification. The products have obtained the "CCC" mandatory product certification of China Quality Certification Center and the industrial product production license issued by the State Bureau of Technical Supervision. Ruixin brand won, "China famous brand" and "Fujian famous brand products" and other awards. In the current fierce market competition, the company always adhere to the "quality first, user first" business philosophy, market as the guidance, quality for survival, to science and technology to promote the development of the enterprising spirit, as always for the majority of new and old customers to provide our high-quality products, first-class service.











Research and Development System

Our company has set up a strong high-quality research and development team, technical personnel have many years of product design experience, complete research and development system. Invite industry experts as technical consultants, cooperate with domestic well-known scientific research institutes and universities, promote technology research and development and achievement transformation, constantly seek the development of new technologies, design performance of superior, reliable products. From the technology research and development team building, standardized design, intelligent development, innovation and patent application, industry-university-research cooperation to quality control, all these are to improve product performance and market competitiveness.



Production System

Our company managements have been computerized, the application of ERP enterprise resource planning management system, based on scientific management information technology and advanced switch manufacturing technology, in the mass production of varieties and high-quality products in low cost production.

- Before production, design according to national and local specifications to ensure the perfect function and safety of the products. In the material selection, the quality is strictly controlled. Advanced equipment is used to ensure the precision and appearance of structural strength, and corrosion prevention and surface treatment.
- Electrical performance, insulation and temperature rise tests are conducted to ensure that the product meets the design requirements and standards. Our company has established a complete quality management system, from raw material procurement to finished product inspection, every step is strictly controlled. Finally, the products have passed the national mandatory certification, and meet the relevant technical performance requirements, in order to ensure the performance, quality and safety of the products to meet the engineering requirements and user requirements.



Quality Assurance System

In order to ensure the quality of products in design, production, installation and delivery and user needs, the company has formulated perfect quality assurance, manual, internal control standards that meet national standards, and clear provisions in terms of organization, function allocation, procedures and resource allocation, so as to constitute a perfect quality system.

Guided by customer requirements and expectations, Ruixin has established the unique integrated management system, which is based on the criteria of ISO9001, ISO14001, ISO45001, IECQ QC080000, IATF 16949 and CSAIII and excellent performance evaluation principle.

- The quality system runs through the whole process from raw material procurement to product after-sales service, including market research, product development, material procurement, process equipment, manufacturing, inspection, test, installation, transportation, delivery and use, after-sales service and quality review, etc.
- Adhere to the quality policy, target and quality assurance system.
- Quality policy: customer first, system management, people-oriented, continuous improvement.

Personally fully responsible for the activities between the departments and quality function activities coordination and guidance, and regular establishment and sound quality assurance system is the responsibility of each department, each department clear its responsibility. Finally, the general manager will carry out the internal quality audit, put forward corrective and preventive measures, and tracking evaluation.


质量管理体系认证证书

证书注册号：25024Q11504R0S

兹证明

瑞鑫集团（福州）输配电有限公司

统一社会信用代码：91350122581138197S

注册地址:连江县琯头园区（福建嘉成高强紧固件有限公司内）
审核地址:福建省福州市闽侯县上街镇赤塘路 36 号均和云谷东南科创基地 B 区 1 栋 201 单元

符合

GB/T19001-2016 idt ISO9001:2015 标准

认证所覆盖范围

资质许可范围内低压成套开关设备的生产

颁证日期：2024 年 07 月 26 日　有效期至：2027 年 07 月 25 日

初次认证本次，每次监督审核时间与上次初始审核时间间隔不能超过 12 个月，年度监督合格后证书有效；
证书在国家相关行业许可证许可，资质有效期内使用有效

直一合格标志　直二合格标志　直三合格标志

证书签发人

中琼联合国际认证（北京）有限公司

中国 北京市丰台区马家堡西路15号时代凤凯大厦2-2309（邮编：100073）电话：010-57484188

证书有效状态查询可扫描证书二维码或登录公司网站 www.zqcpcq.org

本证书信息可在中国国家认证认可监督管理委员会官方网站查询 www.cnca.gov.cn


Quality Management System Certification

Certificate Registration No: 25024Q11504R0S

Hereby certify that

Ruixin Group (Fuzhou) Transmission and Distribution Co., Ltd

Unified social credit code: 91350122581138197S

Registration Address: Guantou Park in Lianjiang County (within Fujian Jiacheng High Strength Fasteners Co., Ltd.)

Audit Address: Unit 201, Building 1, Block B, Junhe Yungu Southeast Science and Technology Innovation Base, No. 36 Chitang Road, Shangjie Town Minhou County, Fuzhou City, Fujian Province

Conform to the

GB/T19001-2016 idt ISO9001:2015 standard

Scope of Certification

Production of low-voltage complete switchgear within the scope of qualification license

Date of Issue: Jul 26, 2024　Date of Expiry: Jul 25, 2027

According to the requirements of the certification, during validity period of the certificate a surveillance audit should be carried out once within each 12 months. The certification is only valid within the scope of administrative license of the certification holder.

SURVEILLANCE 1　SURVEILLANCE 2　SURVEILLANCE 3

Issued By

ZhongQiu United International Certification (Beijing) Co., Ltd.

2-2309, Sailing Building, Majiapu West Road 15, Fengtai District, Beijing, PR China, Tel: 010-57484188

Please scan the QR code or access www.zqcpcq.org for checking validity of the certification.

Certificate relevant information is also available at CNCA official website www.cnca.gov.cn.


环境管理体系认证证书

证书注册号：25024E10778R0S

兹证明

瑞鑫集团（福州）输配电有限公司

统一社会信用代码：91350122581138197S

注册地址:连江县琯头园区（福建嘉成高强紧固件有限公司内）
审核地址:福建省福州市闽侯县上街镇赤塘路 36 号均和云谷东南科创基地 B 区 1 栋 201 单元

符合

GB/T24001-2016 idt ISO14001:2015 标准

认证所覆盖范围

资质许可范围内低压成套开关设备的生产

颁证日期：2024 年 07 月 26 日　有效期至：2027 年 07 月 25 日

初次认证本次，每次监督审核时间与上次初始审核时间间隔不能超过 12 个月，年度监督合格后证书有效；
证书在国家相关行业许可证许可，资质有效期内使用有效

直一合格标志　直二合格标志　直三合格标志

证书签发人

中琼联合国际认证（北京）有限公司

中国 北京市丰台区马家堡西路15号时代凤凯大厦2-2309（邮编：100073）电话：010-57484188

证书有效状态查询可扫描证书二维码或登录公司网站 www.zqcpcq.org

本证书信息可在中国国家认证认可监督管理委员会官方网站查询 www.cnca.gov.cn


Environmental Management System Certification

Certificate Registration No: 25024E10778R0S

Hereby certify that

Ruixin Group (Fuzhou) Transmission and Distribution Co., Ltd

Unified social credit code: 91350122581138197S

Registration Address: Guantou Park in Lianjiang County (within Fujian Jiacheng High Strength Fasteners Co., Ltd.)

Audit Address: Unit 201, Building 1, Block B, Junhe Yungu Southeast Science and Technology Innovation Base, No. 36 Chitang Road, Shangjie Town Minhou County, Fuzhou City, Fujian Province

Conform to the

GB/T24001-2016 idt ISO14001:2015 standard

Scope of Certification

Production of low-voltage complete switchgear within the scope of qualification license

Date of Issue: Jul 26, 2024　Date of Expiry: Jul 25, 2027

According to the requirements of the certification, during validity period of the certificate a surveillance audit should be carried out once within each 12 months. The certification is only valid within the scope of administrative license of the certification holder.

SURVEILLANCE 1　SURVEILLANCE 2　SURVEILLANCE 3

Issued By

ZhongQiu United International Certification (Beijing) Co., Ltd.

2-2309, Sailing Building, Majiapu West Road 15, Fengtai District, Beijing, PR China, Tel: 010-57484188

Please scan the QR code or access www.zqcpcq.org for checking validity of the certification.

Certificate relevant information is also available at CNCA official website www.cnca.gov.cn.


职业健康安全管理体系认证证书

证书注册号：25024S10668R0S

兹证明

瑞鑫集团（福州）输配电有限公司

统一社会信用代码：91350122581138197S

注册地址:连江县琯头园区（福建嘉成高强紧固件有限公司内）
审核地址:福建省福州市闽侯县上街镇赤塘路 36 号均和云谷东南科创基地 B 区 1 栋 201 单元

符合

GB/T45001-2020 idt ISO45001:2018 标准

认证所覆盖范围

资质许可范围内低压成套开关设备的生产

颁证日期：2024 年 07 月 26 日　有效期至：2027 年 07 月 25 日

初次认证本次，每次监督审核时间与上次初始审核时间间隔不能超过 12 个月，年度监督合格后证书有效；
证书在国家相关行业许可证许可，资质有效期内使用有效

直一合格标志　直二合格标志　直三合格标志

证书签发人

中琼联合国际认证（北京）有限公司

中国 北京市丰台区马家堡西路15号时代凤凯大厦2-2309（邮编：100073）电话：010-57484188

证书有效状态查询可扫描证书二维码或登录公司网站 www.zqcpcq.org

本证书信息可在中国国家认证认可监督管理委员会官方网站查询 www.cnca.gov.cn


Occupational Health & Safety Management System Certification

Certificate Registration No: 25024S10668R0S

Hereby certify that

Ruixin Group (Fuzhou) Transmission and Distribution Co., Ltd

Unified social credit code: 91350122581138197S

Registration Address: Guantou Park in Lianjiang County (within Fujian Jiacheng High Strength Fasteners Co., Ltd.)

Audit Address: Unit 201, Building 1, Block B, Junhe Yungu Southeast Science and Technology Innovation Base, No. 36 Chitang Road, Shangjie Town Minhou County, Fuzhou City, Fujian Province

Conform to the

GB/T45001-2020 idt ISO45001:2018 standard

Scope of Certification

Production of low-voltage complete switchgear within the scope of qualification license

Date of Issue: Jul 26, 2024　Date of Expiry: Jul 25, 2027

According to the requirements of the certification, during validity period of the certificate a surveillance audit should be carried out once within each 12 months. The certification is only valid within the scope of administrative license of the certification holder.

SURVEILLANCE 1　SURVEILLANCE 2　SURVEILLANCE 3

Issued By

ZhongQiu United International Certification (Beijing) Co., Ltd.

2-2309, Sailing Building, Majiapu West Road 15, Fengtai District, Beijing, PR China, Tel: 010-57484188

Please scan the QR code or access www.zqcpcq.org for checking validity of the certification.

Certificate relevant information is also available at CNCA official website www.cnca.gov.cn.







CONTENTS



CCC China Compulsory Certification

Business licence 09
CCC Certification 11
Test registration and inspection report 15

High voltage switch cabinet

KYN28A Metal armored mid-mounted switch cabinet 23
KYN31-24 Armored removable metal closed switchgear 24
XGN □ -12 (SF6) High voltage ring network cabinet 25
HXGN □ -12 Vacuum ring network cabinet 26
YB □ -12 High voltage / Low voltage pre-install type substation 27

Low voltage switch cabinet

MNS2.0 Low voltage switchgear 29
MLS Low voltage switchgear 30
MDmax-ST Series low-voltage switchgear 31
GCK Pull-out low voltage switchgear 32
GCK Fixed divided low-voltage switchgear 33
GCS Pull-out low voltage switchgear 34
GGD/GGJ Fixed-type low voltage switchgear 35
GZDW-1 Dual standby energy-saving par allel DC power supply system 36
GZDW-2 Intelligent wall-mounted DC power supply device 37
GZDW Intelligent high-frequency switch power supply DC system 38

Distribution equipment consisting of three boxes

MNS-E low voltage power distribution control cabinet 40
XL21 power distribution cabinet 41
JXF Distribution cabinet 42
RX-FPY Fire-fighting electrical control device 43
JP Comprehensive distribution cabinet 44
RXP(PZ30) Lighting cabinet 45
PV □ combiner cabinet 47



统一社会信用代码
91350122581138197 5

营业执照

（副 本）副本编号：1-1

扫描二维码登录"国家企业信用信息公示系统"了解更多登记、备案、许可、监管信息。

名　　称　瑞鑫集团（福州）输配电有限公司
类　　型　有限责任公司
法定代表人　饶用祥
经营范围　一般项目：变压器、整流器和电感器制造；电容器及其配套设备制造；配电开关控制设备制造；电力电子元器件制造；电气机械设备销售；发电机及发电机组销售；电线、电缆经营；电机及其控制系统研发；特种设备销售；通信设备制造；电气信号设备装置制造；发电机及发电机组制造；分布式交流充电桩销售；机动车充电销售；金属结构制造；金属结构销售；输配电及控制设备制造；智能输配电及控制设备销售；电器辅件制造（除依法须经批准的项目外，凭营业执照依法自主开展经营活动）

注册资本　伍仟壹佰万圆整
成立日期　2011年08月31日
住　　所　福建省闽侯县上街镇赤塘路36号均和云谷东南科创基地B区1栋201单元01室

登记机关　2024 年 11 月 7 日

国家企业信用信息公示系统网址：http://www.gsxt.gov.cn　　市场主体应当于每年1月1日至6月30日通过国家企业信用信息公示系统报送公示年度报告　　国家市场监督管理总局监制



Unified Social Credit Code
91350122581138197 5

Business License
(Duplicate)

Scan the OR code and log in the"National Enterprise Credit Information Publicity System"for more information about registration, filing, license and regulation.

Name　Ruixin Group (Fuzhou) Power Transmission and Distribution Co.,Ltd
Category　Limited Liability Company
Legal Representative　Rao Yongxiang
Business Scope　General items: transformer, rectifier and inductor manufacturing; capacitor and its ancillary equipment manufacturing; power distribution switching and control equipment manufacturing; power electronic components manufacturing; electrical machinery and equipment sales; generator and generator set sales; wire and cable business; motor and its control system research and development; special equipment sales; communication equipment manufacturing; electrical signal equipment device manufacturing; generator and generator set manufacturing; distributed AC charging pile sales; motor vehicle charging sales; metal structure manufacturing; metal structure sales; power transmission, distribution and control equipment manufacturing; intelligent power transmission, distribution and control equipment sales; electrical auxiliary parts manufacturing (in addition to projects subject to approval in accordance with the law, with a business licence to carry out business activities independently in accordance with the law)

Registered Capital　CNY 51,000,000 only
Date of Incorporation　August 31,2011
Address　Room 01, Unit 201, Building 1, Block B, Junheyungu Southeast Scientific Innovation Base, No.36 Chitang Road, Shangjie Town, Minhou County, Fujian Province, China.

Registration Authority　November 7th,2024

The website of the National Enterprise Credit Information Publicity System: http://www.gsxt.gov.cn　　Market subjects shall submit an annual report through the National Enterprise Credit information Publicity System for Publicity during January 1st to June 30th of each year.　　Produced by the State Administration for Market Regulation



第 5434250 号

商标注册证

CNRX

核定使用商品(第 9 类)

电缆；电线；母线槽；插座、插头和其它连接物（电器连接）；断路器；配电箱（电）；变压器（电）；计量仪表；低压电源；电涌保护器（截止）

注 册 人　瑞鑫集团有限公司
注册地址　浙江省乐清市翁垟海屿工业区
注册有效期限　自公元 2009 年 06 月 14 日　至　2019 年 06 月 13
局长签发　李建昌



中国・瑞鑫集团
经司法认定

RUIXIN
瑞鑫

中国驰名商标

二〇〇八 年九月



商标注册证

第 1574585 号

商　　标

RUIXIN
瑞鑫

注 册 人　浙江瑞鑫电气有限公司
注册人地址　浙江乐清市翁洋海屿工业区



核定使用商品　第 9 类

☆电缆，电线，绝缘铜线，母线槽，变压器（电），高低压开关板，电开关，插头、插座及其他接触器（电接头），计量仪表，配电箱☆

注册有效期限　自公元 2001 年 5 月 21日至 2011 年 5月 20日止

局长签发　侯林

3C
China Compulsory
Certification

强制性认证产品符合性自我声明

自我声明编号：2024000301000253

瑞鑫集团（福州）输配电有限公司（生产者）确认知晓《强制性产品认证自我声明实施规则》以及相关产品强制性认证实施规则的要求，对本声明承担全部法律责任。

瑞鑫集团（福州）输配电有限公司（生产者）声明以下产品已按照《强制性产品认证自我声明实施规则》以及相关产品强制性认证实施细则的要求进行检测，符合相关标准要求之日起，生产和销售的产品持续符合以下标准与实施规则的要求；保存本声明涉及的技术文档至少10年；正确使用强制性产品认证标志；如产品或其符合性信息发生变更，将及时更新技术文档并报送产品变更信息。

生产者名称：	瑞鑫集团（福州）输配电有限公司
生产者地址：	福建省福州市连江县连江县丽头园区（福建嘉成高强紧固件有限公司内）
依据的强制性产品认证规则：	CNCA-00C-009：2019 强制性产品认证实施规则自我声明
产品名称：	低压控制箱
产品系列、型号、规格：	（见附页）
依据的标准：	GB/T 7251.2-2023
生产企业名称：	瑞鑫集团（福州）输配电有限公司
生产企业地址：	福建省福州市连江县丽头园区（福建嘉成高强紧固件有限公司内）

联系人：赵美健
电话：13059[illegible]
电子邮箱：2243144[illegible].com
指定签字人：赵美健

自我声明时间：2024-01-12
自我声明地点：福建省福州市
生产者签章：

注：有关本声明信息真伪可登录全国认证认可信息公共服务平台（cx.cnca.cn）或扫描右上角二维码查询。
第1页/共2页

强制性认证产品符合性自我声明(附页)

自我声明编号：2024000301000253

产品系列、型号、规格：
产品型号：ZC 额定电压（Ue）：400V、380V 额定绝缘电压（Ui）：690V 额定频率（fn）：50Hz 主母线的额定电流（InA）：400A、500A 主母线的额定短时耐受电流（Icw）：10kA 户内型/户外型：户内型 外壳防护等级：IP65、IP54、IP41、IP42、IP43、IP40、IP30

联系人：赵美健
电话：13059[illegible]
电子邮箱：2243144[illegible].com
指定签字人：赵美健

自我声明时间：2024-01-12
自我声明地点：福建省福州市
生产者签章：

注：有关本声明信息真伪可登录全国认证认可信息公共服务平台（cx.cnca.cn）或扫描右上角二维码查询。
第2页/共2页

强制性认证产品符合性自我声明

自我声明编号：20210003010003111

瑞鑫集团有限公司（生产者）确认知晓《强制性产品认证自我声明实施规则》以及相关产品强制性认证实施规则的要求，对本声明承担全部法律责任。

瑞鑫集团有限公司（生产者）声明以下产品已按照《强制性产品认证自我声明实施规则》以及相关产品强制性认证实施细则的要求进行检测，符合相关标准要求。自本声明签署之日起，生产和销售的产品持续符合以下标准与实施规则的要求；保存本声明涉及的技术文档至少10年；正确使用强制性产品认证标志；如产品或其符合性信息发生变更，将及时更新技术文档并报送产品变更信息。

生产者名称：	瑞鑫集团有限公司
生产者地址：	浙江省温州市经济开发区纬十七路338号（另设分支机构经营场所：乐清市虹桥镇工业区柳树下村）
依据的强制性产品认证规则：	CNCA-00C-009：2019 强制性产品认证实施规则自我声明
产品名称：	低压配电箱
产品系列、型号、规格：	（见附页）
依据的标准：	GB/T7251.12-2013
生产企业名称：	瑞鑫集团（福州）输配电有限公司
生产企业地址：	福建省福州市连江县丽头园区（福建嘉成高强紧固件有限公司内）

联系人：赵美健
电话：0591-26161756
电子邮箱：2243144[illegible].com
指定签字人：赵美健

自我声明时间：2021-02-22
自我声明地点：浙江省乐清市
生产者签章：

注：有关本声明信息真伪可登录全国认证认可信息公共服务平台（cx.cnca.cn）或扫描右上角二维码查询。
第1页/共2页

强制性认证产品符合性自我声明(附页)

自我声明编号：20210003010003111

产品系列、型号、规格：
产品型号：GCS 额定工作电压（Ue）：400V、380V 额定绝缘电压（Ui）：690V 额定频率（fn）：50Hz 主母线的额定电流（InA）：630A、400A 主母线的额定短时耐受电流（Icw）：15kA 额定峰值耐受电流（Ipk）：30kA 户内型/户外型：户内型 外壳防护等级：IP42、IP41、IP40、IP30

联系人：赵美健
电话：0591-26161756
电子邮箱：2243144[illegible].com
指定签字人：赵美健

自我声明时间：2021-02-22
自我声明地点：浙江省乐清市
生产者签章：

注：有关本声明信息真伪可登录全国认证认可信息公共服务平台（cx.cnca.cn）或扫描右上角二维码查询。
第2页/共2页

强制性认证产品符合性自我声明

自我声明编号：20197030101019332

瑞鑫集团有限公司（生产者）确认知晓《强制性产品认证自我声明实施规则》以及相关产品强制性认证实施规则的要求，对本声明承担全部法律责任。

瑞鑫集团有限公司（生产者）声明以下产品已按照《强制性产品认证自我声明实施规则》以及相关产品强制性认证实施细则的要求进行检测，符合相关标准要求之日起，生产和销售的产品持续符合以下标准与实施规则的要求；保存本声明涉及的技术文档至少10年；正确使用强制性产品认证标志；如产品或其符合性信息发生变更，将及时更新技术文档并报送产品变更信息。

生产者名称：	瑞鑫集团有限公司
生产者地址：	浙江省温州市乐清市虹桥经济开发区纬十七路338号（另设分支机构经营场所：乐清市虹桥镇工业区柳树下村）
依据的强制性产品认证规则：	CNCA-C03-01:2014 低压成套开关设备
产品名称：	配电箱
产品系列、型号、规格：	（见附页）
依据的标准：	GB/T 7251.3-2017
生产企业名称：	瑞鑫集团（福州）输配电有限公司
生产企业地址：	福建省连江县丽头园区（福建嘉成高强紧固件有限公司内）

联系人：赵美健
电话：0591-26161756
电子邮箱：2243144[illegible].com
指定签字人：赵美健

自我声明时间：2020-07-03
自我声明地点：浙江省乐清市
生产者签章：

注：有关本声明信息真伪可登录全国认证认可信息公共服务平台（cx.cnca.cn）或扫描右上角二维码查询。
第1页/共2页

强制性认证产品符合性自我声明(附页)

自我声明编号：20197030101019332

产品系列、型号、规格：
ELP 1xA:80A～160A，1cw=4kA；Ue=400V、230V、380V、220V，Ui=400V，50Hz；IP40-操作面IP20C、IP30-操作面IP20C

联系人：赵美健
电话：0591-26161756
电子邮箱：2243144[illegible].com
指定签字人：赵美健

自我声明时间：2020-07-03
自我声明地点：浙江省乐清市
生产者签章：

注：有关本声明信息真伪可登录全国认证认可信息公共服务平台（cx.cnca.cn）或扫描右上角二维码查询。
第2页/共2页

强制性认证产品符合性自我声明

自我声明编号：20240003010002544

瑞鑫集团有限公司（生产者）确认知晓《强制性产品认证自我声明实施规则》以及相关产品强制性认证实施规则的要求，对本声明承担全部法律责任。

瑞鑫集团有限公司（生产者）声明以下产品已按照《强制性产品认证自我声明实施规则》以及相关产品强制性认证实施细则的要求进行检测，符合相关标准要求之日起，生产和销售的产品持续符合以下标准与实施规则的要求；保存本声明涉及的技术文档至少10年；正确使用强制性产品认证标志；如产品或其符合性信息发生变更，将及时更新技术文档并报送产品变更信息。

生产者名称：	瑞鑫集团（福州）输配电有限公司
生产者地址：	福建省福州市连江县连江县丽头园区（福建嘉成高强紧固件有限公司内）
依据的强制性产品认证规则：	CNCA-00C-009：2019 强制性产品认证实施规则自我声明
产品名称：	动力配电箱
产品系列、型号、规格：	（见附页）
依据的标准：	GB/T 7251.2-2023
生产企业名称：	瑞鑫集团（福州）输配电有限公司
生产企业地址：	福建省福州市连江县丽头园区（福建嘉成高强紧固件有限公司内）

联系人：赵美健
电话：13059[illegible]
电子邮箱：2243144[illegible].com
指定签字人：赵美健

自我声明时间：2024-01-12
自我声明地点：福建省福州市
生产者签章：

注：有关本声明信息真伪可登录全国认证认可信息公共服务平台（cx.cnca.cn）或扫描右上角二维码查询。
第1页/共2页

强制性认证产品符合性自我声明(附页)

自我声明编号：20240003010002544

产品系列、型号、规格：
产品型号：XL-21 额定电压（Ue）：400V、380V 额定绝缘电压（Ui）：690V 额定频率（fn）：50Hz 主母线的额定电流（InA）：630A、400A、160A 主母线的额定短时耐受电流（Icw）：10kA 户内型/户外型：户内型 外壳防护等级：IP42、IP41、IP40、IP30

联系人：赵美健
电话：13059[illegible]
电子邮箱：2243144[illegible].com
指定签字人：赵美健

自我声明时间：2024-01-12
自我声明地点：福建省福州市
生产者签章：

注：有关本声明信息真伪可登录全国认证认可信息公共服务平台（cx.cnca.cn）或扫描右上角二维码查询。
第2页/共2页

CCC
China Compulsory
Certification

强制性认证产品符合性自我声明

自我声明编号：20209703010019342

瑞鑫集团有限公司（生产者）确认和使《强制性产品认证自我声明实施规则》以及相关产品强制性认证实施规则的要求，对本声明承担全部法律责任。

瑞鑫集团有限公司（生产者）声明以下产品已按照《强制性产品认证自我声明实施规则》以及相关产品强制性认证实施规则的要求进行检测，符合相关标准要求；自本声明签署之日起，生产和销售的产品持续符合以下标准与实施规则的要求；保存本声明涉及的技术文档至少10年；正确使用强制性产品认证标志；如产品或其符合性信息发生变更，将及时更新技术文档并提交产品变更信息。

生产者名称：	瑞鑫集团有限公司
生产者地址：	浙江省温州市乐清市虹桥经济开发区纬十七路333号（另设分支机构经营场所：乐清市磐石街道海屿工业区梅岭下村）
依据的强制性产品认证规则：	CNCA-C03-01:2014 低压成套开关设备
产品名称：	低压配电柜
产品系列、型号、规格：	（见附页）
依据的标准：	GB/T 7251.12-2013
生产企业名称：	瑞鑫集团(福州)输配电有限公司
生产企业地址：	福建省连江县琯头园区（福建嘉成高强紧固件有限公司内）

联系人：	赵美健	自我声明时间：	2020-07-01
电话：	0591-26161756	自我声明地点：	浙江省乐清市
电子邮箱：	22431447988@qq.com	生产者签章：	
指定签字人：	赵美健		

注：有关本声明信息真伪可登录全国认证认可信息公共服务平台（cx.cnca.cn）或扫描右上角二维码查询。

强制性认证产品符合性自我声明(附页)

自我声明编号：20209703010019342

产品系列、型号、规格：
GCS 主母线：InA=2500A～1600A，Icw=50kA；配电母线：Inc=1000A，Icw=50kA；Ue=380V，Ui=660V；50Hz；IP30

联系人：	赵美健	自我声明时间：	2020-07-01
电话：	0591-26161756	自我声明地点：	浙江省乐清市
电子邮箱：	22431447988@qq.com	生产者签章：	
指定签字人：	赵美健		

注：有关本声明信息真伪可登录全国认证认可信息公共服务平台（cx.cnca.cn）或扫描右上角二维码查询。

强制性认证产品符合性自我声明

自我声明编号：20209703010019346

瑞鑫集团有限公司（生产者）确认和使《强制性产品认证自我声明实施规则》以及相关产品强制性认证实施规则的要求，对本声明承担全部法律责任。

瑞鑫集团有限公司（生产者）声明以下产品已按照《强制性产品认证自我声明实施规则》以及相关产品强制性认证实施规则的要求进行检测，符合相关标准要求；自本声明签署之日起，生产和销售的产品持续符合以下标准与实施规则的要求；保存本声明涉及的技术文档至少10年；正确使用强制性产品认证标志；如产品或其符合性信息发生变更，将及时更新技术文档并提交产品变更信息。

生产者名称：	瑞鑫集团有限公司
生产者地址：	浙江省温州市乐清市虹桥经济开发区纬十七路333号（另设分支机构经营场所：乐清市磐石街道海屿工业区梅岭下村）
依据的强制性产品认证规则：	CNCA-C03-01:2014 低压成套开关设备
产品名称：	低压配电柜
产品系列、型号、规格：	（见附页）
依据的标准：	GB/T 7251.12-2013
生产企业名称：	瑞鑫集团(福州)输配电有限公司
生产企业地址：	福建省连江县琯头园区（福建嘉成高强紧固件有限公司内）

联系人：	赵美健	自我声明时间：	2020-07-01
电话：	0591-26161756	自我声明地点：	浙江省乐清市
电子邮箱：	22431447988@qq.com	生产者签章：	
指定签字人：	赵美健		

注：有关本声明信息真伪可登录全国认证认可信息公共服务平台（cx.cnca.cn）或扫描右上角二维码查询。

强制性认证产品符合性自我声明(附页)

自我声明编号：20209703010019346

产品系列、型号、规格：
GG20 主母线：InA=1500A～400A，Icw=30kA；Ue=380V，Ui=660V；50Hz；IP30

联系人：	赵美健	自我声明时间：	2020-07-01
电话：	0591-26161756	自我声明地点：	浙江省乐清市
电子邮箱：	22431447988@qq.com	生产者签章：	
指定签字人：	赵美健		

注：有关本声明信息真伪可登录全国认证认可信息公共服务平台（cx.cnca.cn）或扫描右上角二维码查询。

强制性认证产品符合性自我声明

自我声明编号：20209703010019337

瑞鑫集团有限公司（生产者）确认和使《强制性产品认证自我声明实施规则》以及相关产品强制性认证实施规则的要求，对本声明承担全部法律责任。

瑞鑫集团有限公司（生产者）声明以下产品已按照《强制性产品认证自我声明实施规则》以及相关产品强制性认证实施规则的要求进行检测，符合相关标准要求；自本声明签署之日起，生产和销售的产品持续符合以下标准与实施规则的要求；保存本声明涉及的技术文档至少10年；正确使用强制性产品认证标志；如产品或其符合性信息发生变更，将及时更新技术文档并提交产品变更信息。

生产者名称：	瑞鑫集团有限公司
生产者地址：	浙江省温州市乐清市虹桥经济开发区纬十七路333号（另设分支机构经营场所：乐清市磐石街道海屿工业区梅岭下村）
依据的强制性产品认证规则：	CNCA-C03-01:2014 低压成套开关设备
产品名称：	低压无功功率补偿装置
产品系列、型号、规格：	（见附页）
依据的标准：	GB/T 15576-2008
生产企业名称：	瑞鑫集团(福州)输配电有限公司
生产企业地址：	福建省连江县琯头园区（福建嘉成高强紧固件有限公司内）

联系人：	赵美健	自我声明时间：	2020-07-01
电话：	0591-26161756	自我声明地点：	浙江省乐清市
电子邮箱：	22431447988@qq.com	生产者签章：	
指定签字人：	赵美健		

注：有关本声明信息真伪可登录全国认证认可信息公共服务平台（cx.cnca.cn）或扫描右上角二维码查询。

强制性认证产品符合性自我声明(附页)

自我声明编号：20209703010019337

产品系列、型号、规格：
GGJ1a-0571～03.3A，Icw=15kA，Ue=380V，Ui=660V；630kvar～60kvar；单相、三相结合补偿；50Hz；IP30；户内型；控制投切电容器行元件类型：复合开关

联系人：	赵美健	自我声明时间：	2020-07-01
电话：	0591-26161756	自我声明地点：	浙江省乐清市
电子邮箱：	22431447988@qq.com	生产者签章：	
指定签字人：	赵美健		

注：有关本声明信息真伪可登录全国认证认可信息公共服务平台（cx.cnca.cn）或扫描右上角二维码查询。

强制性认证产品符合性自我声明

自我声明编号：20209703010019426

瑞鑫集团有限公司（生产者）确认和使《强制性产品认证自我声明实施规则》以及相关产品强制性认证实施规则的要求，对本声明承担全部法律责任。

瑞鑫集团有限公司（生产者）声明以下产品已按照《强制性产品认证自我声明实施规则》以及相关产品强制性认证实施规则的要求进行检测，符合相关标准要求；自本声明签署之日起，生产和销售的产品持续符合以下标准与实施规则的要求；保存本声明涉及的技术文档至少10年；正确使用强制性产品认证标志；如产品或其符合性信息发生变更，将及时更新技术文档并提交产品变更信息。

生产者名称：	瑞鑫集团有限公司
生产者地址：	浙江省温州市乐清市虹桥经济开发区纬十七路333号（另设分支机构经营场所：乐清市磐石街道海屿工业区梅岭下村）
依据的强制性产品认证规则：	CNCA-C03-01:2014 低压成套开关设备
产品名称：	低压动力配电箱
产品系列、型号、规格：	（见附页）
依据的标准：	GB/T 7251.12-2013
生产企业名称：	瑞鑫集团(福州)输配电有限公司
生产企业地址：	福建省连江县琯头园区（福建嘉成高强紧固件有限公司内）

联系人：	赵美健	自我声明时间：	2020-07-01
电话：	0591-26161756	自我声明地点：	浙江省乐清市
电子邮箱：	22431447988@qq.com	生产者签章：	
指定签字人：	赵美健		

注：有关本声明信息真伪可登录全国认证认可信息公共服务平台（cx.cnca.cn）或扫描右上角二维码查询。

强制性认证产品符合性自我声明(附页)

自我声明编号：20209703010019426

产品系列、型号、规格：
NSE 主母线：InA=4000～2500A，Icw=80kA；Ue=380V 及 IP40/60；50Hz；IP40

联系人：	赵美健	自我声明时间：	2020-07-01
电话：	0591-26161756	自我声明地点：	浙江省乐清市
电子邮箱：	22431447988@qq.com	生产者签章：	
指定签字人：	赵美健		

注：有关本声明信息真伪可登录全国认证认可信息公共服务平台（cx.cnca.cn）或扫描右上角二维码查询。



报告编号：02402-23119C12112

220020349320

型式试验报告

■新申请　□变更　□其他

申请编号：20231223000045

产品名称：低压控制箱

型　　号：JXF

检测机构：浙江方圆检测集团股份有限公司
国家电器安全质量检验检测中心（浙江）
（浙江方圆电气设备检测有限公司）



型式试验报告

申请编号：20231223000045	委 托 人：瑞鑫集团（福州）输配电有限公司
样品名称：低压控制箱	委托人地址：连江县琯头园区（福建嘉成高强紧固件有限公司内）
型　　号：JXF	生 产 者：瑞鑫集团（福州）输配电有限公司
商　　标：/	生产者地址：连江县琯头园区（福建嘉成高强紧固件有限公司内）
样品数量：1 台+样件	生 产 企 业：瑞鑫集团（福州）输配电有限公司
样品来源：试制产品送样	生产企业地址：连江县琯头园区（福建嘉成高强紧固件有限公司内）
样品生产序号：2312001	
收样日期：2023-12-26	
完成日期：2024-01-06	

试验依据标准：GB/T 7251.2-2023《低压成套开关设备和控制设备 第 2 部分：成套电力开关和控制设备》

试验结论：合格

本申请单元所覆盖的产品型号规格及相关情况说明：
产品型号：JXF
额定电压（Ua）：400V、380V
额定绝缘电压（Ui）：690V
额定频率（fn）：50Hz
主母线的额定电流（InA）：400A～10A
主母线的额定短时耐受电流（Icw）：10kA
户内型/户外型：户内型
外壳防护等级：IP65、IP55、IP44、IP42、IP41、IP40、IP30

主检：吴腾杰　签名：吴腾杰	日期：2024-01-09	（检测机构盖章） 2024 年 01 月 09 日
审核：陈敏芳　签名：陈敏芳	日期：2024-01-09	
签发：黄　芳　签名：黄芳	日期：2024-01-09	

备注：送样试品：主母线 InA=400A、Icw=10kA；Ue=400V、Ui=690V；50Hz；IP65。
①所用关键元器件的额定电压等级应不低于实际送样的系统额定电压等级。
②防护等级标识为 IP55、IP44、IP42、IP41、IP40、IP30 的产品，其箱体结构设计与送试产品(IP 防护等级为 IP65)一致，区分 IP 防护等级仅为市场销售需要。



报告编号：02401-2111915059

161100110161

型式试验报告

委托编号：20210108000264

产品名称：低压配电柜

型　　号：GCK

检测机构：浙江方圆检测集团股份有限公司
（浙江方圆电气设备检测有限公司）

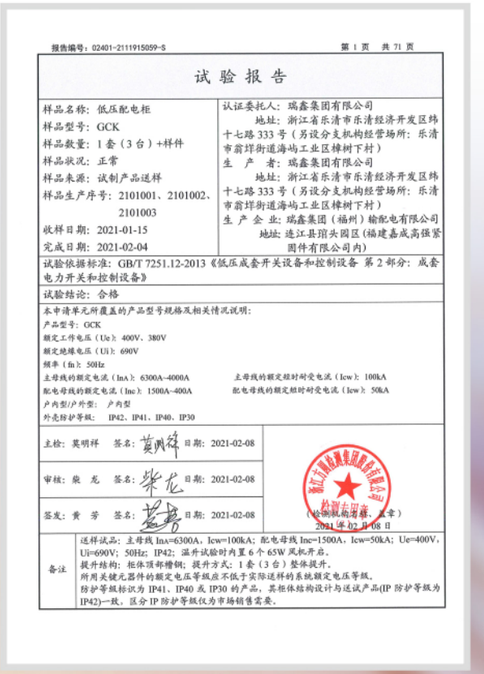

试验报告

样品名称：低压配电柜	认证委托人：瑞鑫集团有限公司 地址：浙江省乐清市乐清经济开发区纬十七路 333 号（另设分支机构经营场所：乐清市蒲圩街道海坦工业区樟树下村）
样品型号：GCK	生 产 者：瑞鑫集团有限公司 地址：浙江省乐清市乐清经济开发区纬十七路 333 号（另设分支机构经营场所：乐清市蒲圩街道海坦工业区樟树下村）
样品数量：1 套（3 台）+样件	生 产 企 业：瑞鑫集团（福州）输配电有限公司 地址：连江县琯头园区（福建嘉成高强紧固件有限公司内）
样品状况：正常	
样品来源：试制产品送样	
样品生产序号：2101001、2101002、2101003	
收样日期：2021-01-15	
完成日期：2021-02-04	

试验依据标准：GB/T 7251.12-2013《低压成套开关设备和控制设备 第 2 部分：成套电力开关和控制设备》

试验结论：合格

本申请单元所覆盖的产品型号规格及相关情况说明：
产品型号：GCK
额定工作电压（Ue）：400V、380V
额定绝缘电压（Ui）：690V
频率（fn）：50Hz
主母线的额定电流（InA）：6300A—4000A　　主母线的额定短时耐受电流（Icw）：100kA
配电母线的额定电流（Inc）：1500A—400A　　配电母线的额定短时耐受电流（Icw）：50kA
户内型/户外型：户内型
外壳防护等级：IP42、IP41、IP40、IP30

主检：莫明祥　签名：莫明祥	日期：2021-02-08	（检测机构盖章） 2021 年 02 月 08 日
审核：柴　龙　签名：柴龙	日期：2021-02-08	
签发：黄　芳　签名：黄芳	日期：2021-02-08	

备注：送样试品：主母线 InA=6300A，Icw=100kA；配电母线 Inc=1500A，Icw=50kA；Ue=400V，Ui=690V；50Hz；IP42；温升试验时内置 6 个 65W 风机开启。
提升结构：抵体顶部增钢；提升方式：1 套（3 台）整体提升。
所用关键元器件的额定电压等级应不低于实际送样的系统额定电压等级。
防护等级标识为 IP41、IP40 或 IP30 的产品，其柜体结构设计与送试产品(IP 防护等级为 IP42)一致，区分 IP 防护等级仅为市场销售需要。



报告编号：011229-1911909160

161100110161

国家强制性产品认证试验报告

委托编号：20190C00301030-011229

产品名称：配电箱

型号：RXP

检测机构：浙江方圆检测集团股份有限公司
（浙江方圆电气设备检测有限公司）

方圆标志认证集团
CHINA QUALITY MARK CERTIFICATION GROUP



试验报告

样品名称：配电箱	认证委托人：瑞鑫集团有限公司 地址：浙江省乐清市乐清经济开发区纬十七路 333 号（另设分支机构经营场所：乐清市蒲圩街道海坦工业区樟树下村）
样品型号：RXP	生 产 者：瑞鑫集团有限公司 地址：浙江省乐清市乐清经济开发区纬十七路 333 号（另设分支机构经营场所：乐清市蒲圩街道海坦工业区樟树下村）
样品数量：1 台+样件	生 产 企 业：瑞鑫集团(福州)输配电有限公司 地址：福建省连江县琯头园区(福建嘉成高强紧固件有限公司内)
样品状况：正常	
样品来源：送检	
样品生产序号：1901001R	
收样日期：2019-09-24	
完成日期：2019-10-12	

试验依据标准：GB/T 7251.3-2017《低压成套开关设备和控制设备 第 3 部分：由一般人员操作的配电板（DBO）》

试验结论：合格

认证单元产品型号规格及相关情况说明：
型号：RXP
额定工作电压（Ue）：400V、230V、380V、220V；
额定绝缘电压（Ui）：400V
主母线额定电流（InA）：80A-16A；
主母线额定短时耐受电流（Icw）：4kA
额定频率（fn）：50Hz
户内型/户外型：户内型
防护等级：IP40-操作面 IP20C、IP30-操作面 IP20C；

主检：杨秀曙　签名：杨秀曙	日期：2019-10-16	（检测机构盖章） 2019 年 10 月 16 日
审核：柴　龙　签名：柴龙	日期：2019-10-16	
签发：黄　芳　签名：黄芳	日期：2019-10-16	

备注：送样试品：主母线 InA=80A，Icw=4kA；Ue=400V，Ui=400V；50Hz；IP40-操作面 IP20C。
所用关键元器件的额定电压等级应不低于实际送样的系统额定电压等级。
防护等级标识为 IP30-操作面 IP20C 的产品，其柜体结构设计与送试产品(IP 防护等级为 IP40-操作面 IP20C)一致，区分 IP 防护等级仅为市场销售需要。



报告编号：02402-2311901211 3

220020349320

型式试验报告

■新申请　□变更　□其他

申请编号：20231223000049

产品名称：动力配电柜

型　　号：XL-21

检测机构：浙江方圆检测集团股份有限公司
国家电器安全质量检验检测中心（浙江）
（浙江方圆电气设备检测有限公司）

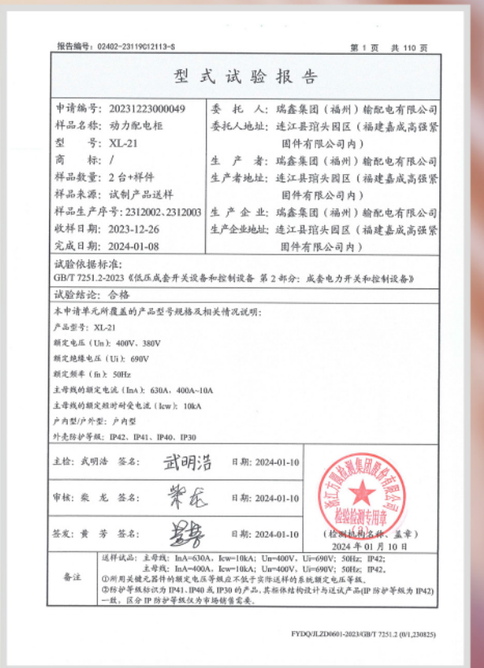

型式试验报告

申请编号：20231223000049	委 托 人：瑞鑫集团（福州）输配电有限公司
样品名称：动力配电柜	委托人地址：连江县琯头园区（福建嘉成高强紧固件有限公司内）
型　　号：XL-21	生 产 者：瑞鑫集团（福州）输配电有限公司
商　　标：/	生产者地址：连江县琯头园区（福建嘉成高强紧固件有限公司内）
样品数量：2 台+样件	生 产 企 业：瑞鑫集团（福州）输配电有限公司
样品来源：试制产品送样	生产企业地址：连江县琯头园区（福建嘉成高强紧固件有限公司内）
样品生产序号：2312002、2312003	
收样日期：2023-12-26	
完成日期：2024-01-08	

试验依据标准：
GB/T 7251.2-2023《低压成套开关设备和控制设备 第 2 部分：成套电力开关和控制设备》

试验结论：合格

本申请单元所覆盖的产品型号规格及相关情况说明：
产品型号：XL-21
额定电压（Un）：400V、380V
额定绝缘电压（Ui）：690V
额定频率（fn）：50Hz
主母线的额定电流（InA）：630A、400A-10A
主母线的额定短时耐受电流（Icw）：10kA
户内型/户外型：户内型
外壳防护等级：IP42、IP41、IP40、IP30

主检：武明浩　签名：武明浩	日期：2024-01-10	（检测机构盖章） 2024 年 01 月 10 日
审核：柴　龙　签名：柴龙	日期：2024-01-10	
签发：黄　芳　签名：黄芳	日期：2024-01-10	

备注：送样试品：主母线：InA=630A，Icw=10kA；Ue=400V，Ui=690V；50Hz；IP42；
主母线：InA=400A，Icw=10kA；Ue=400V，Ui=690V；50Hz；IP42。
①所用关键元器件的额定电压等级应不低于实际送样的系统额定电压等级。
②防护等级标识为 IP41、IP40 或 IP30 的产品，其柜体结构设计与送试产品(IP 防护等级为 IP42)一致，区分 IP 防护等级仅为市场销售需要。



报告编号：02401-1500193182315

2013110161Z

国家强制性产品认证
试验报告

□新申请 ■变更 □监督 □复审 □其他

申请编号：A2015CCC0301-2063814

产品名称：低压配电柜

型　　号：GCS

检测机构：浙江省质量检测科学研究院
（浙江方圆电气设备检测有限公司）

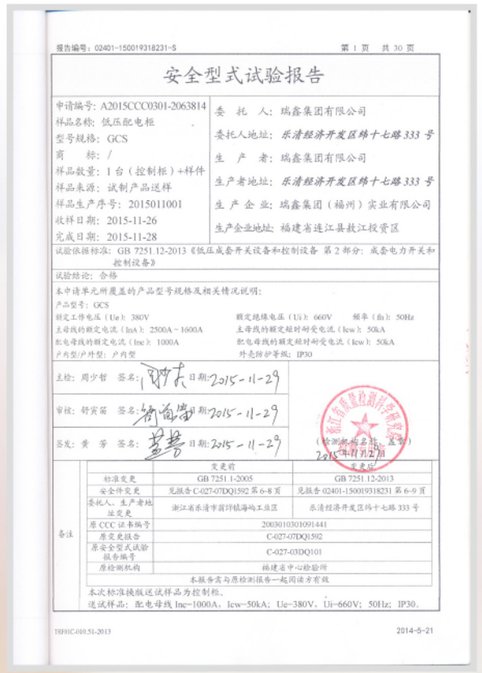

报告编号：02401-150019318231-S　　第 1 页　共 30 页

安全型式试验报告

申请编号：A2015CCC0301-2063814	委　托　人：瑞鑫集团有限公司
样品名称：低压配电柜	委托人地址：*乐清经济开发区纬十七路 333 号*
型号规格：GCS	生　产　者：瑞鑫集团有限公司
商　　标：/	生产者地址：*乐清经济开发区纬十七路 333 号*
样品数量：1 台（控制柜）+样件	生 产 企 业：瑞鑫集团（福州）实业有限公司
样品来源：试制产品送样	生产企业地址：福建省连江县敖江投资区
样品生产序号：2015011001	
收样日期：2015-11-26	
完成日期：2015-11-28	

试验依据标准：GB 7251.12-2013《低压成套开关设备和控制设备 第 2 部分：成套电力开关和控制设备》

试验结论：合格

本申请单元所覆盖的产品型号规格及相关情况说明：

产品型号：GCS

额定工作电压（Ue）：380V　　额定绝缘电压（Ui）：660V　　频率（fn）：50Hz

主母线的额定电流（Ina）：2500A～1600A　　主母线的额定短时耐受电流（Icw）：50kA

配电母线的额定电流（Inc）：1000A　　配电母线的额定短时耐受电流（Icw）：50kA

户内型/户外型：户内型　　外壳防护等级：IP30

主检：周少智　签名：周少智　日期：2015-11-29

审核：舒宾笛　签名：舒宾笛　日期：2015-11-29

签发：黄　芳　签名：黄芳　日期：2015-11-29

（检测机构名称，盖章）
2015 年 11 月 29 日

备注	变更前	变更后
	标准变更	GB 7251.1-2005	GB 7251.12-2013
	安全件变更	见报告 C-027-07DQ1592 第 6-8 页	见报告 02401-150019318231 第 6-9 页
	委托人、生产者地址变更	浙江省乐清市前坪镇海鸣工业区	乐清经济开发区纬十七路 333 号
	原 CCC 证书编号	2003010301091441	
	原变更报告	C-027-07DQ1592	
	原安全型式试验报告编号	C-027-03DQ101	
	原检测机构	福建省中心检验所	

本报告需与原检测报告一起阅读方有效

本次标准换版送试样品为控制柜。

送试样品：配电母线 Inc=1000A，Icw=50kA；Ue=380V、Ui=660V；50Hz；IP30。

TRF01C-010.51-2013　　2014-5-21



报告编号：02401-2111917061

161100110161

型 式 试 验 报 告

□新申请　■变更　□其他

申请编号：20210903000168

产品名称：低压无功功率补偿装置

型　　号：GGJ

检测机构：浙江方圆检测集团股份有限公司
（浙江方圆电气设备检测有限公司）

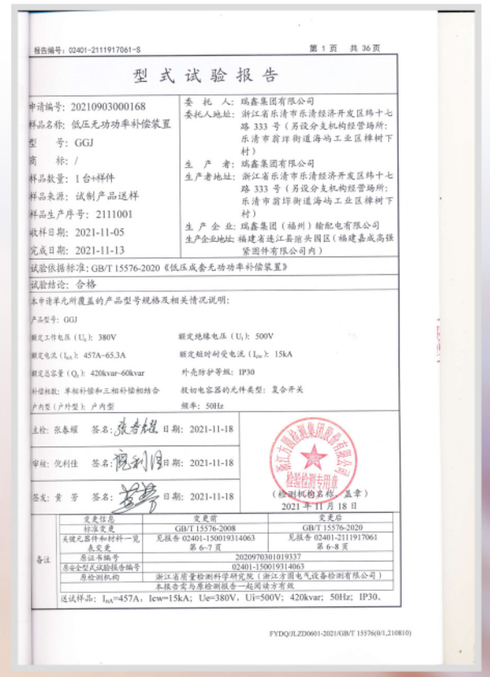

报告编号：02401-2111917061-S　　第 1 页　共 36 页

型 式 试 验 报 告

申请编号：20210903000168	委　托　人：瑞鑫集团有限公司
样品名称：低压无功功率补偿装置	委托人地址：浙江省乐清市乐清经济开发区纬十七路 333 号（万设分支机构经营场所：乐清市前坪街道海鸣工业区绿树下村）
型　　号：GGJ	生　产　者：瑞鑫集团有限公司
商　　标：/	生产者地址：浙江省乐清市乐清经济开发区纬十七路 333 号（万设分支机构经营场所：乐清市前坪街道海鸣工业区绿树下村）
样品数量：1 台+样件	生 产 企 业：瑞鑫集团（福州）输配电有限公司
样品来源：试制产品送样	生产企业地址：福建省连江县敖江经济开发区（福建嘉威高强紧固件有限公司内）
样品生产序号：2111001	
收样日期：2021-11-05	
完成日期：2021-11-13	

试验依据标准：GB/T 15576-2020《低压成套无功功率补偿装置》

试验结论：合格

本申请单元所覆盖的产品型号规格及相关情况说明：

产品型号：GGJ

额定工作电压（Ue）：380V　　额定绝缘电压（Ui）：500V

额定电流（Inc）：457A-65.3A　　额定短时耐受电流（Icw）：15kA

额定总容量（Qc）：420kvar-60kvar　　外壳防护等级：IP30

补偿相数：单相补偿和三相补偿相结合　　投切电容器的元件类型：复合开关

户内型（户外型）：户内型　　频率：50Hz

主检：张春根　签名：张春根　日期：2021-11-18

审核：倪利佳　签名：倪利佳　日期：2021-11-18

签发：黄　芳　签名：黄芳　日期：2021-11-18

（检测机构名称，盖章）
2021 年 11 月 18 日

备注	变更信息	变更前	变更后
	标准变更	GB/T 15576-2008	GB/T 15576-2020
	关键元器件和材料一览表变更	见报告 02401-1500193140631 第 6-7 页	见报告 02401-2111917061 第 6-8 页
	型认证书编号	2020970301019337	
	原安全型式试验报告编号	02401-1500193140631	
	原检测机构	浙江省质量检测科学研究院（浙江方圆电气设备检测有限公司）	

本报告需与原检测报告一起阅读方有效

送试样品：I_{nc}=457A，Icw=15kA；Ue=380V，Ui=500V；420kvar；50Hz；IP30。

FYDQ/JLZD0601-2021/GB/T 15576(0/1,210810)



报告编号：02401-150019316399

2013110161Z

国家强制性产品认证
试验报告

□新申请 ■变更 □监督 □复审 □其他：

申请编号：A2015CCC0301-2063812

产品名称：低压配电柜

型　　号：GGD2

检测机构：浙江省质量检测科学研究院
（浙江方圆电气设备检测有限公司）

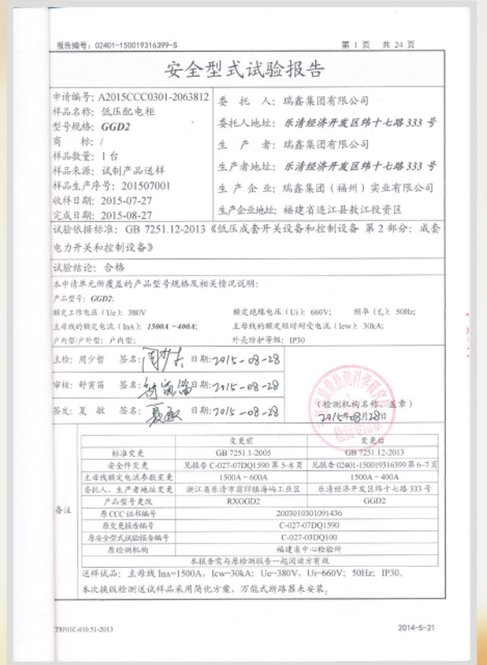

报告编号：02401-150019316399-S　　第 1 页　共 24 页

安全型式试验报告

申请编号：A2015CCC0301-2063812	委　托　人：瑞鑫集团有限公司
样品名称：低压配电柜	委托人地址：*乐清经济开发区纬十七路 333 号*
型号规格：*GGD2*	生　产　者：瑞鑫集团有限公司
商　　标：/	生产者地址：*乐清经济开发区纬十七路 333 号*
样品数量：1 台	生 产 企 业：瑞鑫集团（福州）实业有限公司
样品来源：试制产品送样	生产企业地址：福建省连江县敖江投资区
样品生产序号：201507001	
收样日期：2015-07-27	
完成日期：2015-08-27	

试验依据标准：GB 7251.12-2013《低压成套开关设备和控制设备 第 2 部分：成套电力开关和控制设备》

试验结论：合格

本申请单元所覆盖的产品型号规格及相关情况说明：

产品型号：*GGD2*

额定工作电压（Ue）：380V　　额定绝缘电压（Ui）：660V；　　频率（fn）：50Hz；

主母线的额定电流（Ina）：*1500A～400A*；　　主母线的额定短时耐受电流（Icw）：30kA；

户内型/户外型：户内型；　　外壳防护等级：IP30

主检：周少智　签名：周少智　日期：2015-08-28

审核：舒宾笛　签名：舒宾笛　日期：2015-08-28

签发：夏　敏　签名：夏敏　日期：2015-08-28

（检测机构名称，盖章）
2015 年 08 月 28 日

备注	变更前	变更后
	标准变更	GB 7251.1-2005	GB 7251.12-2013
	安全件变更	见报告 C-027-07DQ1590 第 5-8 页	见报告 02401-150019316399 第 6-7 页
	主母线额定电流参数变更	1500A～600A	1500A～400A
	委托人、生产者地址变更	浙江省乐清市前坪镇海鸣工业区	乐清经济开发区纬十七路 333 号
	产品型号变更	RXGGD2	GGD2
	原 CCC 证书编号	2003010301091436	
	原变更报告编号	C-027-07DQ1590	
	原安全型式试验报告编号	C-027-03DQ100	
	原检测机构	福建省中心检验所	

本报告需与原检测报告一起阅读方有效

送样试品：主母线 InA=1500A、Icw=30kA；Ue=380V、Ui=660V；50Hz；IP30。

本次换版检测送试样品采用简化方案，万能式断路器未安装。

TRF01C-010.51-2013　　2014-5-21



报告编号：02401-150019314130

2013110161Z

国家强制性产品认证
试验报告

□新申请 □变更 □监督 □复审 ■新申请 OEM

申请编号：A2014CCC0301-1903021

产品名称：低压动力配电箱

型　　号：MNS-E

检测机构：浙江省质量检测科学研究院
（浙江方圆电气设备检测有限公司）

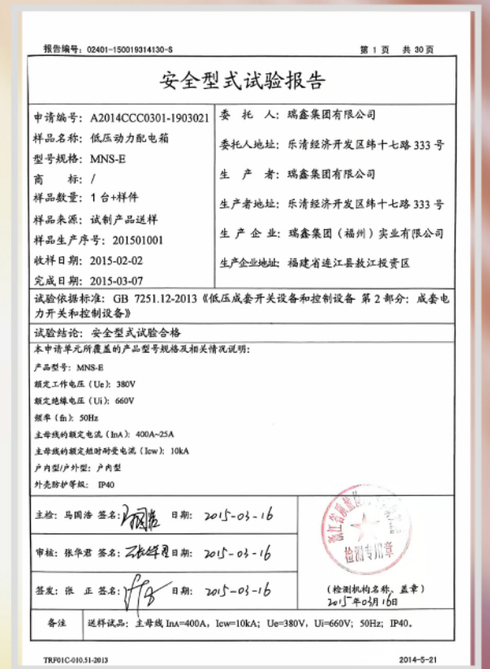

报告编号：02401-150019314130-S　　第 1 页　共 30 页

安全型式试验报告

申请编号：A2014CCC0301-1903021	委　托　人：瑞鑫集团有限公司
样品名称：低压动力配电箱	委托人地址：乐清经济开发区纬十七路 333 号
型号规格：MNS-E	生　产　者：瑞鑫集团有限公司
商　　标：/	生产者地址：乐清经济开发区纬十七路 333 号
样品数量：1 台+样件	生 产 企 业：瑞鑫集团（福州）实业有限公司
样品来源：试制产品送样	生产企业地址：福建省连江县敖江投资区
样品生产序号：201501001	
收样日期：2015-02-02	
完成日期：2015-03-07	

试验依据标准：GB 7251.12-2013《低压成套开关设备和控制设备 第 2 部分：成套电力开关和控制设备》

试验结论：安全型式试验合格

本申请单元所覆盖的产品型号规格及相关情况说明：

产品型号：MNS-E

额定工作电压（Ue）：380V

额定绝缘电压（Ui）：660V

频率（fn）：50Hz

主母线的额定电流（InA）：400A~25A

主母线的额定短时耐受电流（Icw）：10kA

户内型/户外型：户内型

外壳防护等级：IP40

主检：马国治　签名：马国治　日期：2015-03-16

审核：张华君　签名：张华君　日期：2015-03-16

签发：张　正　签名：张正　日期：2015-03-16

（检测机构名称，盖章）
2015 年 03 月 16 日

备注	送样试品：主母线 InA=400A，Icw=10kA；Ue=380V，Ui=660V；50Hz；IP40。

TRF01C-010.51-2013　　2014-5-21



NEIC®

No XG1410105

20130031102

检 验 报 告

TEST REPORT

样品名称：交流金属封闭环网开关设备

型　　号：HXGN□-12(F·R)/125-31.5

委托单位：瑞鑫集团有限公司

试验类别：型式试验

国家高低压电器质量监督检验中心

National High-low Voltage Electrical Apparatus Quality Supervision And Inspection Center



报告编号：XG1410105　　第 2 页 共 36 页

国家高低压电器质量监督检验中心	检 验 报 告	委托编号：WG141113

检 验 结 论

样品型号、名称：HXGN□-12(F.R)/125-31.5　交流金属封闭环网开关设备

委托单位：瑞鑫集团有限公司

委托单位地址：乐清经济开发区纬十七路 333 号

制造单位：瑞鑫集团（福州）实业有限公司

制造单位地址：连江县敖江投资区

检验项目：

绝缘试验［工频电压：相间、相对地 42 kV/1min，断口 48 kV/1min；雷电冲击电压：相间、相对地 75 kV，断口 85 kV；辅助回路工频耐压试验：2000V/1min］

回路电阻测量［主回路：≤400μΩ］

温升试验［125A］

机械操作和机械特性测量试验［符合技术要求］

机械寿命试验［负荷开关/接地开关：5000/3000 次］

防护等级验证［外壳：IP3X］

现场联动试验

机械震动试验

额定交接电流时开断能力的三相试验［12kV　开断电流 3150A］

额定短路关合能力试验［12kV　开断电流 31.5kA，80kA(峰值)］

检验依据：

GB 3906-2006 《3.6kV～40.5kV 交流金属封闭开关设备和控制设备》

GB/T11022-2011《高压开关设备和控制设备标准的共用技术要求》

GB 16926-2009 《高压交流负荷开关-熔断器组合电器》

检验结论：

所检项目的检验结果符合检验依据的相关规定，试品相应性能合格。

检测专用章

编制：	邢玻	校核：	林杰	审定：	胡新明	批准：	李平
签名：	邢玻	签名：	林杰	签名：	胡新明	签名：	李平
日期：	2014.11.11	日期：	2014.11.11	日期：	2014.11.11	日期：	2014.11.11



NEIC®

No XG1410104

20130031102

检 验 报 告

TEST REPORT

样品名称：交流金属封闭环网开关设备

型　　号：HXGN□-12(F)/630-20

委托单位：瑞鑫集团有限公司

试验类别：型式试验

国家高低压电器质量监督检验中心

National High-low Voltage Electrical Apparatus Quality Supervision And Inspection Center

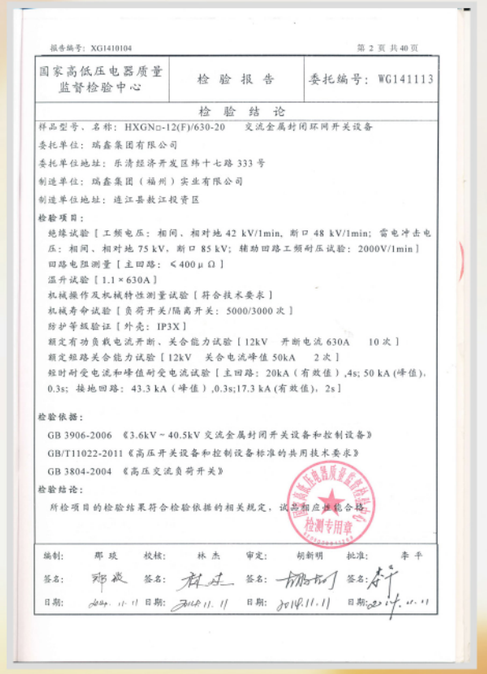

报告编号：XG1410104　　第 2 页 共 40 页

国家高低压电器质量监督检验中心	检 验 报 告	委托编号：WG141113

检 验 结 论

样品型号、名称：HXGN□-12(F)/630-20　交流金属封闭环网开关设备

委托单位：瑞鑫集团有限公司

委托单位地址：乐清经济开发区纬十七路 333 号

制造单位：瑞鑫集团（福州）实业有限公司

制造单位地址：连江县敖江投资区

检验项目：

绝缘试验［工频电压：相间、相对地 42 kV/1min，断口 48 kV/1min；雷电冲击电压：相间、相对地 75 kV，断口 85 kV；辅助回路工频耐压试验：2000V/1min］

回路电阻测量［主回路：≤400μΩ］

温升试验［1.1×630A］

机械操作及机械特性测量试验［符合技术要求］

机械寿命试验［负荷开关/隔离开关：5000/3000 次］

防护等级验证［外壳：IP3X］

额定有功负载电流开断、关合能力试验［12kV　开断电流 630A　10 次］

额定短路关合能力试验［12kV　关合电流峰值 50kA　2 次］

短时耐受电流和峰值耐受电流试验［主回路：20kA（有效值）,4s；50 kA (峰值)，0.3s；接地回路：43.3 kA（峰值）,0.3s;17.3 kA (有效值)，2s］

检验依据：

GB 3906-2006 《3.6kV－40.5kV 交流金属封闭开关设备和控制设备》

GB/T11022-2011《高压开关设备和控制设备标准的共用技术要求》

GB 3804-2004 《高压交流负荷开关》

检验结论：

所检项目的检验结果符合检验依据的相关规定，试品相应性能合格。

检测专用章

编制：	邢玻	校核：	林杰	审定：	胡新明	批准：	李平
签名：	邢玻	签名：	林杰	签名：	胡新明	签名：	李平
日期：	2014.11.11	日期：	2014.11.11	日期：	2014.11.11	日期：	2014.11.11

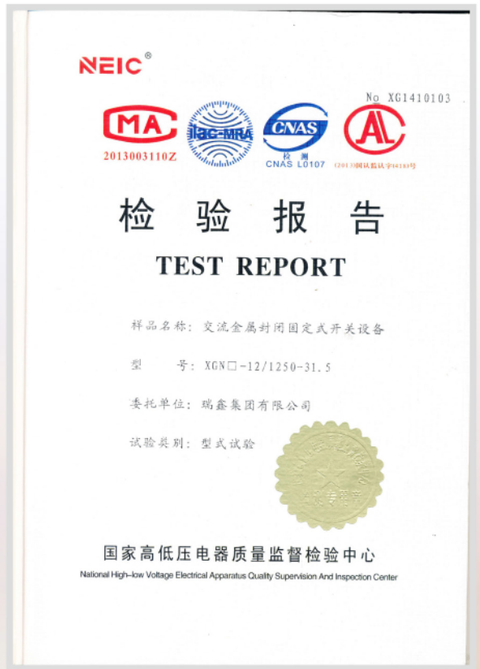

NEIC®

No XG1410103

20130031102

检 验 报 告

TEST REPORT

样品名称：交流金属封闭固定式开关设备

型　　号：XGN□-12/1250-31.5

委托单位：瑞鑫集团有限公司

试验类别：型式试验

国家高低压电器质量监督检验中心

National High-low Voltage Electrical Apparatus Quality Supervision And Inspection Center

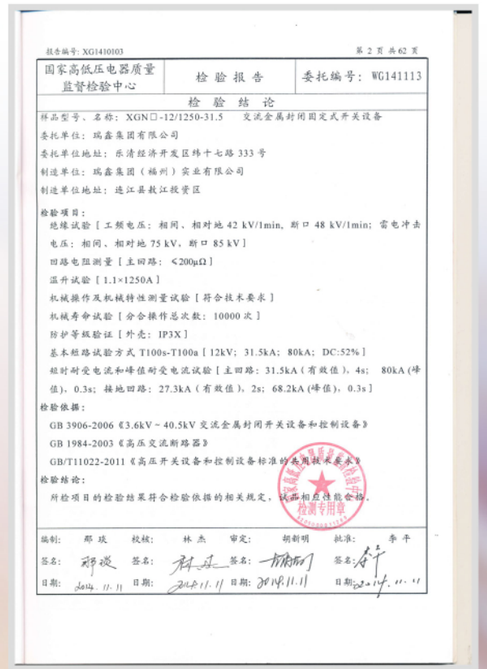

报告编号：XG1410103　　第 2 页 共 62 页

国家高低压电器质量监督检验中心	检 验 报 告	委托编号：WG141113

检 验 结 论

样品型号、名称：XGN□-12/1250-31.5　交流金属封闭固定式开关设备

委托单位：瑞鑫集团有限公司

委托单位地址：乐清经济开发区纬十七路 333 号

制造单位：瑞鑫集团（福州）实业有限公司

制造单位地址：连江县敖江投资区

检验项目：

绝缘试验［工频电压：相间、相对地 42 kV/1min，断口 48 kV/1min；雷电冲击电压：相间、相对地 75 kV，断口 85 kV］

回路电阻测量［主回路：≤200μΩ］

温升试验［1.1×1250A］

机械操作及机械特性测量试验［符合技术要求］

机械寿命试验［分合操作总次数：10000 次］

防护等级验证［外壳：IP3X］

基本短路试验方式 T100s-T100a［12kV；31.5kA；80kA；DC:52%］

短时耐受电流和峰值耐受电流试验［主回路：31.5kA（有效值），4s；　80kA（峰值），0.3s；接地回路：27.3kA（有效值），2s；68.2kA（峰值），0.3s］

检验依据：

GB 3906-2006《3.6kV－40.5kV 交流金属封闭开关设备和控制设备》

GB 1984-2003《高压交流断路器》

GB/T11022-2011《高压开关设备和控制设备标准的共用技术要求》

检验结论：

所检项目的检验结果符合检验依据的相关规定，试品相应性能合格。

检测专用章

编制：	邢玻	校核：	林杰	审定：	胡新明	批准：	李平
签名：	邢玻	签名：	林杰	签名：	胡新明	签名：	李平
日期：	2014.11.11	日期：	2014.11.11	日期：	2014.11.11	日期：	2014.11.11



NEIC®

No XG16051180

1600212531102

中国认可
国际互认
检测
TESTING
CNAS L0107

检 验 报 告

TEST REPORT

样品名称：铠装移开式交流金属封闭开关设备

型　　号：KYN28A-12/1250-31.5

委托单位：瑞鑫集团有限公司

试验类别：型式试验

国家高低压电器质量监督检验中心

National High-low Voltage Electrical Apparatus Quality Supervision and Inspection Center

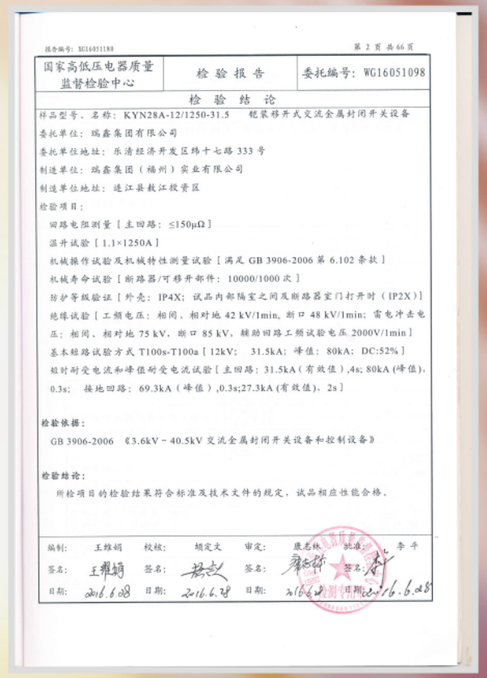

报告编号：XG16051180　　第 2 页 共 66 页

国家高低压电器质量监督检验中心	检 验 报 告	委托编号：WG16051098

检 验 结 论

样品型号、名称：KYN28A-12/1250-31.5　铠装移开式交流金属封闭开关设备

委托单位：瑞鑫集团有限公司

委托单位地址：乐清经济开发区纬十七路 333 号

制造单位：瑞鑫集团（福州）实业有限公司

制造单位地址：连江县敖江投资区

检验项目：

回路电阻测量［主回路：≤150μΩ］

温升试验［1.1×1250A］

机械操作试验及机械特性测量试验［满足 GB 3906-2006 第 6.102 条款］

机械寿命试验［断路器/可移开部件：10000/1000 次］

防护等级验证［外壳：IP4X；试品内部隔室之间及断路器室门打开时（IP2X）］

绝缘试验［工频电压：相间、相对地 42 kV/1min，断口 48 kV/1min；雷电冲击电压：相间、相对地 75 kV，断口 85 kV，辅助回路工频试验电压 2000V/1min］

基本短路试验方式 T100s-T100a［12kV；　31.5kA；峰值：80kA；DC:52%］

短时耐受电流和峰值耐受电流试验［主回路：31.5kA（有效值），4s；80kA（峰值），0.3s；　接地回路：69.3kA（峰值），0.3s;27.3kA（有效值），2s］

检验依据：

GB 3906-2006《3.6kV－40.5kV 交流金属封闭开关设备和控制设备》

检验结论：

所检项目的检验结果符合标准及技术文件的规定，试品相应性能合格。

编制：	王雅娟	校核：	杨文	审定：	唐名林	批准：	李平
签名：	王雅娟	签名：	杨文	签名：	唐名林	签名：	李平
日期：	2016.6.08	日期：	2016.6.28	日期：	2016.6.28	日期：	2016.6.08

Test report
Inspection report



报告编号：02401-150019318318

国家强制性产品认证
试验报告

□新申请 ■变更 □监督 □复审 □其他

申请编号：A2015CCC0301-2063810

产品名称：低压配电柜

型　　号：MLS

检测机构：浙江省质量检测科学研究院
（浙江方圆电气设备检测有限公司）

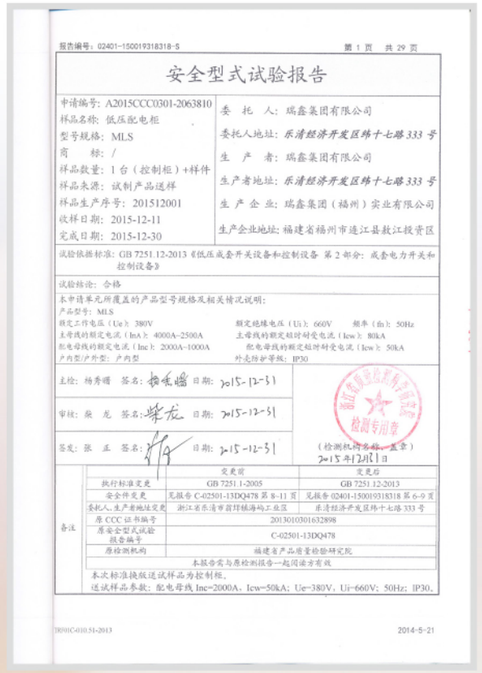

报告编号：02401-150019318318-S　　第 1 页　共 29 页

安全型式试验报告

申请编号：A2015CCC0301-2063810	委 托 人：瑞鑫集团有限公司
样品名称：低压配电柜	委托人地址：乐清经济开发区纬十七路 333 号
型号规格：MLS	生 产 者：瑞鑫集团有限公司
商　　标：/	生产者地址：乐清经济开发区纬十七路 333 号
样品数量：1 台（控制柜）+样件	生 产 企 业：瑞鑫集团（福州）实业有限公司
样品来源：试制产品送样	生产企业地址：福建省福州市连江县敖江投资区
样品生产序号：201512001	
收样日期：2015-12-11	
完成日期：2015-12-30	

试验依据标准：GB 7251.12-2013《低压成套开关设备和控制设备 第 2 部分：成套电力开关和控制设备》

试验结论：合格

本申请基元所覆盖的产品型号规格及相关情况说明：

产品型号：MLS

额定工作电压（Ue）：380V　　额定绝缘电压（Ui）：660V　　频率（fn）：50Hz

主母线的额定电流（InA）：4000A-2500A　　主母线的额定短时耐受电流（Icw）：80kA

配电母线的额定电流（Inc）：2000A-1000A　　配电母线的额定短时耐受电流（Icw）：50kA

户内型/户外型：户内型　　外壳防护等级：IP30

主检：杨秀珊　签名：杨秀珊　日期：2015-12-31

审核：陈　龙　签名：陈龙　日期：2015-12-31

签发：张　亚　签名：张亚　日期：2015-12-31

（检测机构名称）盖章
2015年12月31日

备注	变更前	变更后
	执行标准变更	GB 7251.1-2005	GB 7251.12-2013
	安全件变更	见报告 C-02501-13DQ478 第 8-11 页	见报告 02401-150019318318 第 6-9 页
	委托人、生产者地址变更	浙江省乐清市前珩镇海鸥工业区	乐清经济开发区纬十七路 333 号
	原 CCC 证书编号	2013010301632898	
	原安全型式试验报告编号	C-02501-13DQ478	
	原检测机构	福建省产品质量检验研究院	
	本报告需与原检测报告一起阅读方有效		

本次标准换版送试样品为控制柜。
送试样品参数：配电母线 Inc=2000A、Icw=50kA；Ue=380V，Ui=660V；50Hz；IP30。

TJ01C-010.51-2013　　2014-5-21



检 验 报 告

报告编号：10WD611

试品名称：高压/低压预装式变电站

型　　号：YB□-12/0.4-1250

委托单位：瑞鑫集团有限公司

试验类别：型式试验

国家高低压电器质量监督检验中心

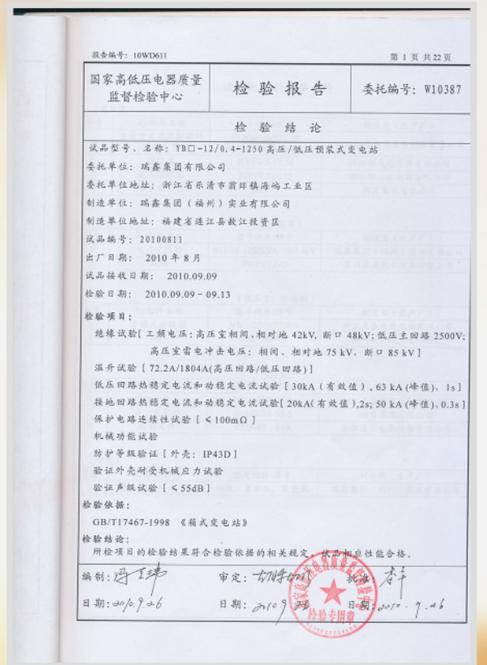

报告编号：10WD611　　第 1 页 共 22 页

国家高低压电器质量监督检验中心	检 验 报 告	委托编号：W10387

检 验 结 论

试品型号、名称：YB□-12/0.4-1250 高压/低压预装式变电站
委托单位：瑞鑫集团有限公司
委托单位地址：浙江省乐清市前珩镇海鸥工业区
制造单位：瑞鑫集团（福州）实业有限公司
制造单位地址：福建省连江县敖江投资区
试品编号：20100811
出厂日期：2010 年 8 月
试品接收日期：2010.09.09
检验日期：2010.09.09－09.13

检验项目：
绝缘试验[工频电压：高压室相间、相对地 42kV，断口 48kV；低压主回路 2500V；
高压室雷电冲击电压：相间、相对地 75 kV，断口 85 kV]
温升试验 [72.2A/1804A(高压回路/低压回路)]
低压回路热稳定电流和动稳定电流试验 [30kA（有效值），63 kA（峰值），1s]
接地回路热稳定电流和动稳定电流试验[20kA(有效值),2s; 50 kA（峰值），0.3s]
保护电路连续性试验 [≤ 100mΩ]
机械功能试验
防护等级验证 [外壳：IP43D]
验证外壳耐受机械应力试验
验证声级试验 [≤ 55dB]

检验依据：
GB/T17467-1998 《箱式变电站》

检验结论：
所检项目的检验结果符合检验依据的相关规定，该产品性能合格。

编制：　　审定：　　批准：
日期：2010.9.26　　日期：2010.9.26　　日期：2010.9.26



High Voltage Switchgear

Ruixin design adopts high-quality materials and advanced technology to ensure the high reliability and stability of the equipment, and can be long-term stable operation in the harsh environment. The high voltage switch cabinet has intelligent function, which can realize remote monitoring and fault diagnosis, and improve the efficiency and security of the power system. Also has high energy saving performance, the use of environmental protection technology, reduce energy consumption and pollution emissions, its compact structure, small volume, light weight, easy to install and maintenance,at the same time has good sealing performance and maintenancefree characteristics.



KYN28A

Metal armored mid-mounted switch cabinet

KYN28-12 Metal armored movable AC switchgear, also commonly known as high-voltage center mounted switchgear, is suitable for three-phase AC 50Hz, rated voltage 12KV power systems. Mainly used in various substations, power plants, industrial and mining enterprises and institutions in the power system for power distribution. It functions with controlling, protecting, monitoring and measuring circuits, etc.

This switchgear can prevent the opening and closing of isolation switches (isolation handcarts) under load, and prevent the accidental opening and closing of circuit breakers, load switches, and contactors (allowing prompts), prevent closing circuit breakers, load switches when the grounding switch is in the closed position. Prevent accidental closing of the grounding switch when energized; The "five prevention interlocking" function is used to prevent accidental entry into the electrified compartment. In addition to the above interlocking functions, the following functions are also required: when the secondary air plug is locked and the handcart is in the working position, it cannot be unplugged or unplugged. When the handcart is in the working position, the secondary air plug valve is self-locking; when the handcart is in the working position, the circuit breaker chamber door cannot be opened at will. However, during the process of shaking the handcart from the test position to the working position, the handcart can be unlocked to automatically open the valve. When the handcart is in the working position, the circuit breaker chamber door cannot be opened.

Compliant with standards: GB3906, GB1984, GB1985, DL/T593 etc.

Product characteristics

Name			Unit	Parameters
Rated voltage			KV	12
Rated current			A	630/1250/1600/2000 /2500/3150/4000
Rated insulation level	1 min Power frequency withstand voltage	Interphase relative ground	KV	42
		Fracture		48
	1.2/50us Lightning impulse withstand voltage	Interphase relative ground		75/95
		Fracture		95/110
	Auxiliary circuit/control circuit	1 min Power frequency withstand voltage		2
Rated frequency			Hz	50
Rated peak withstand current			KA	80/100
Rated short-time withstand current			KA	25/31.5/40
Rated short-circuit duration			S	4
Rated short-circuit breaking current			KA	25/31.5/40
Rated short-circuit closing current (peak)			KA	63/80/100

- The product cabinet is made of imported high-quality aluminum zinc coated steel plate, which is processed and assembled through multiple bending processes through precision CNC machine tools, avoiding welding stress deformation of welded cabinets and effectively ensuring the overall size uniformity and beauty of the switchgear. Meanwhile, it has higher mechanical strength than equivalent steel plates. The cabinet door is coated with spray-paint, which has strong impact resistance, corrosion resistance, and oxidation resistance.
- The overall switchgear consists of two main parts: a fixed cabinet body and a withdrawable component (referred to as a handcart). The outer shell of the cabinet body and the metal partitions of each functional unit are connected by high-strength bolts. The protection level of the switchgear enclosure can reach IP4X, and the protection level when the circuit breaker room door is opened can reach IP2X. The handcart, grounding switch, and cabinet door have reliable mechanical interlocking, making operation flexible, safe, and reliable.
- The cable room has ample space for the installation of CT, PT, grounding switch, and lightning arrester, and multiple cables.
- Main components include vacuum circuit breakers, vacuum contactors, etc. Equipped with advanced products that are well-known both domestically and internationally, the propulsion mechanism have been adopted with linear actuator method, which overcomes the shortcomings of worm gear methods. The handcart is easy to replace and has good interchangeability performance.

KYN31-24

Armored removable metal closed switchgear



Product characteristics

KYN31-24 armoured shift open metal closed switchgear is rated voltage 24kV, three-phase ac 50Hz single bus section system of power distribution device, mainly used for power plants, small and mediumsized generator transmission, industrial and mining enterprises and power system of secondary substation of electricity, transmission and large high voltage motor start realize the purpose of control, protection and monitoring.

Main features

- Successfully passed the temperature rise, mechanical operation and mechanical life, insulation, short circuit open and close, internal combustion arc and other tests, to meet the different needs of different users for switching equipment.
- The grounding switch adopts a quick closing mechanism, which has the capability of short circuit and closing. The mechanical lock is installed on the connecting rod of the operating mechanism to prevent the circuit breaker or the live interval when the grounding switch is in the closing state. The grounding switch can also be equipped with a locking solenmagnet to realize the electrical interlocking between the grounding switch and non-the cabinet. The valve drive mechanism can be equipped with electrical locking device to prevent the circuit breaker vehicle in the moving position due to the live static contact exposed, to ensure the safety of human and equipment.
- Ensure that the same specifications of the car can be freely exchanged, different specifications of the handcart can not enter the working position.

Name		Unit	Parameters		
Rated voltage		kV	24		
Rated insulation level	1 min Power frequency withstand voltage	kV	65		
	Lightning impulse withstand voltage (peak)	kV	125		
Rated current		A	630、800、1250、1600、2000、2500		
Rated short-circuit breaking current		kA	20	25	31.5
Rated short-circuit closing current (peak)		kA	50	63	80
Rated short-time withstand current (4S)		kA	20	25	31.5
Spec (Width x Depth x Height)		mm	1000×1830×2435		
Weight (Vacuum circuit breaker cabinet)		kg	900		
IP			Open IP2X、Closed IP4X		

XGN□-12 (SF6)

High voltage ring network cabinet

Fully insulated and fully enclosed metal enclosed ring network switchgear is applied in 10KV distribution systems, which can achieve ring network power supply and radial power supply. The product is adopted with a modular design, which can be flexibly expanded and combined. It has the characteristics of small size, compact structure, safety and reliability, long life, and maintenance free, which can greatly save the floor space of the switchgear or distribution room. Switchgear is widely used in the construction and renovation of urban power grids, and is suitable for distribution systems in industrial and mining enterprises, small secondary substations, switch stations, box type substations, shopping malls, high-rise buildings, residential communities, hospitals, schools, parks, etc. It is used for ring network power supply and terminal distribution.

Compliant with standards: GB3906, GB1984,GB1985, GB/T11022, etc.



Product features

- It is a completely sealed system, with all live parts and switches enclosed in a high-strength stainless steel gas box, welded by robot cold metal transition welding CMT. The entire switch device is completely unaffected by external environmental conditions and can ensure normal operation of the switch even under extreme cleaning conditions such as short-term water immersion.
- The switchgear has a complete "five prevention" interlocking device to completely eliminate equipment operation failures that may be caused by misoperation.
- The switchgear is equipped with reliable safety pressure relief channels. If there is a fault arc inside the switchgear, the gas generated will cause a rapid increase in pressure inside the gas box. The pressure relief treasure will play a role in releasing pressure, directing the airflow downwards or backwards, ensuring the safety of operation and maintenance personnel.

Name			Unit	Combined cabinet (F.R)	Load switch cabinet (F)
Rated voltage			KV	12	
Rated current			A	125	630
Rated insulation level	1 min Power frequency withstand voltage	Interphase relative ground	KV	42	
		Fracture		48	
	1.2/50us Lightning impulse withstand voltage	Interphase relative ground		75	
		Fracture		85	
	Auxiliary circuit/control circuit	1 min Power frequency withstand voltage		2	
Rated frequency			Hz	50	
Rated short-circuit breaking current/Rated peak withstand current			KA	31.5	50
Rated short-circuit closing current /Rated short-time withstand current			KA	80	20
Rated short-circuit duration			S	-	4

HXGN□-12

Vacuum ring network cabinet



Product features

- The cabinet is assembled by multiple bending of aluminum zinc coated steel plates or cold-rolled steel plates, which is lightweight and beautiful, and can be installed in any combination for unlimited expansion and extension.
- The main components of the switch adopt compressed air or vacuum load switches and their combined electrical appliances. Small size, maintenance free, three-phase linkage structure, with obvious isolation fracture. The installation method of load switches and composite electrical appliances is flexible, and can be installed on both sides or front side.
- Equipped with complete and reliable mechanical linkage and interlocking devices, fully achieving the "five prevention interlocking" functions.
- Front side operation and maintenance, reliable wall installation. Can be operated by hand or electrical tools, with remote control function.
- The load switches have adopted with linked protective insulation valves or transparent insulation lids to shield the live contacts and ensure personal safety.

HXGN-12 cabinet is fixed AC metal enclosed switchgear (referred to as ring cabinet) is a complete set of AC high voltage equipment with a rated voltage of 12KV and a rated frequency of 50Hz. It is mainly used for three-phase AC ring network, terminal distribution network, industry electrical equipment, so as to receive, distribute and protect electrical energy. It is commonly used in high voltage/low voltage pre-install type cabinet substations. Widely used in industries such as power, metallurgy, petrochemicals, and urban construction, etc.

Compliant with standards: GB3906, GB1984,GB1985, GB/T11022, etc.

Name			Unit	Parameters
Rated voltage			KV	12
Rated current			A	630
Rated insulation level	1 min Power frequency withstand voltage	Interphase relative ground	KV	42
		Fracture		48
	Impulse withstand voltage	Interphase relative ground		75
		Fracture		85
	Auxiliary circuit/control circuit	1 min Power frequency withstand voltage		2
Rated frequency			Hz	50
Rated peak withstand current			KA	50
Rated short-time withstand current			KA	20
Rated short-circuit duration			S	3
Rated short-circuit breaking current			KA	20
Rated short-circuit closing current (peak)			KA	50

CNRX 瑞鑫输配电

High voltage Switchgear

YB□-12

High/low voltage
pre-install type substation

High/low voltage pre-install type substation (hereinafter referred to as cabinet substation) is a complete set of transformer and distribution equipment that integrates high and low voltage switchgear and transformers.
Its structural layout is "目"shaped,or"品"shaped. Due to its flexible combination characteristics, it is widely used in mines, oil and gas fields, factories and enterprises, wind power stations, and high-rise community buildings, replacing the original civil power distribution rooms and substations.

Compliant with standards: GB/T17467, GB/T16927.1, GB311.1, ZBK40001-89, etc.

Rate voltage			KV	12/0.4
Transformer capacity			kVA	500~2000
Rated insulation level	1 min Power frequency withstand voltage	High voltage cable	KV	42
		Low voltage cable		2.5
	Impulse withstand voltage	High voltage cable		75
		Low voltage cable		7.3
	Auxiliary circuit and control circuit 1 min Power frequency withstand voltage			2
Rated frequency			Hz	50
Rated peak withstand current (voltage loop)			KA	105
Rated short-time withstand current (voltage loop)			KA	50
Rated short-circuit duration (voltage loop)			S	1

Product features

- The box is transformed into a frame structure, and the base of the box is welded with high-quality channel steel, which has high mechanical strength. The outer shell is made of aluminum alloy plate coated with a special paint layer and has a thermal insulation layer. The shell materials include composite plates, stainless steel composite plates, aluminum zinc coated plates, stainless steel plates, and metal carved plates, which have good anti-corrosion capabilities. The box transformer is designed with a dedicated lifting mechanism to prevent deformation of the box due to lifting stress. The base of the box and all internal and external metal parts have undergone special rust prevention treatment and are coated with a durable protective layer. Doors, windows, and ventilation openings are all equipped with dust prevention, small animal entry prevention, and anti-seepage and water leakage measures. Temperature controllers are installed inside the box to prevent condensation of components.
- The inclination of the top cover of the box shall not be less than three. Equipped with rainproof measures, the bottom of the box is equipped with moisture-proof and rust proof measures to prevent moisture and corrosive gases from entering the cable trench.
- All doors of the transformer box are hinged outward with an opening angle greater than 900 degrees and equipped with positioning devices. The doors are sealed and equipped with handles, rainproof, anti blocking, and anti rust measures
- The top cover of the transformer box is insulated, and the transformer room and low voltage room have dedicated exhaust channels and automatic exhaust systems with temperature controllers. The transformer room adopts natural ventilation and automatic control forced cooling air cooling device, with an exhaust system that automatically controls with temperature changes, which can effectively circulate the temperature inside the transformer box, prevent the transformer environment temperature from being too high, and achieve stable operation requirements.
- The transformer substation is divided into independent high voltage room, transformer room, and low voltage room. The lighting in each room automatically opens with the opening of the door. The high voltage room is equipped with high voltage switchgear, which can be selected according to user needs and has five prevention functions. The low-voltage room has the overall function of a complete set of low-voltage switchgear, and can adopt various structural distribution schemes according to user requirements, including power distribution, lighting distribution, reactive power automatic compensation, energy metering, and other functions; Transformers can be dry-type or oil immersed.
The whole station is designed with intelligence, and the protection system adopts a substation microcomputer integrated automation device, which is installed in a decentralized manner and can achieve four remote sensing, namely telemetry, remote signaling, remote control, and remote adjustment. Each unit has independent operation function and complete relay protection function. It can remotely set operation parameters, control humidity and temperature inside the box, and meet the requirements of unmanned operation.



Low Voltage Switchgear

Ruixin low-voltage switch cabinet is compact design, small size, compact structure, save space. The low-voltage switchgear is fully enclosed and fully insulated structure to ensure personal safety and have explosion-proof performance. In addition, the product has a high degree of intelligence, supports manual to electric upgrade and conversion, and meets the requirements of distribution network automation. Excellent performance in environmental protection by eliminating sulfur hexafluoride gas.



MNS2.0
Low voltage switchgear

MNS2.0 low voltage switchgear is a combination of low voltage switches authorized by ABB company. It is a new type of low voltage distribution device designed by ABB, used for indoor three-phase AC 50Hz (or 60Hz), rated voltage 400V power systems, as a means of energy distribution and centralized power control. It is applicable to all places where power is generated, distributed, such as auxiliary power cabinets, distribution cabinets, motor power supply and control centers, open-loop or closed-loop control system electronic cabinets, power systems, petrochemicals, industrial and mining enterprises, public utilities, municipal engineering, commercial buildings, etc. The entire system fully considers the future development space and avoids the risk of being eliminated due to technological development.
The frame structure used in MNS2.0 low voltage switchgear has high flexibility, and once the structure is assembled, there is no need for maintenance. Different standard components can be installed inside the cabinet to meet various usage requirements. Due to the combination design of the entire system, including the electrical structure, this optimized structural design meets the requirements of various components and it is applicable to different working environments, achieving the corresponding protection level.

Compliant with standards: GB7251.12, GB/T14048.1, JB/T9661, GB/T15576, etc.

Product features

- The cabinet frame adopts a C-shaped skeleton with E=25mm modular holes. The frame structure can be assembled into various types of cabinets without the need for special tools, such as front operated and back-to-back single or multiple combination switchgear. The cabinet structure is compact and the layout is reasonable, which improves space utilization and reduces the limiting factors of on-site location.
- The drawer unit is equipped with a working position, an experimental position, a withdrawal position, and an isolation position, each of which can be mechanically interlocked with the main switch and can be padlocked on the operating handle to ensure the strictness of operation and the personal safety of operators.
- Adopted with standardized components, the entire series is standardized, making it convenient for maintenance personnel to carry out later maintenance.
- Strong adaptability to rejection, customized to meet the protection level required for use according to customer needs.
- Different forms of functional components (such as fixed and pull-out components) can be freely installed in a cabinet, making the combination more flexible The equipment operates continuously, with high fracture reliability, ensuring the personal safety of operators.
- The equipment has good plasticity and is convenient for future optimization and renovation. Through multiple high-performance tests, the following projects have been completed:

- Seismic resistance test (level 9)
- Arc test (100KA/0.5S)
- Salt spray test (96H)
- High-altitude test (4000M)
- Electromagnetic compatibility test

Name		Unit	Parameters
Rated voltage		V	400
Rated current		A	400~6300
Rated frequency		Hz	50
Rated insulation level	Rated insulation voltage	V	690
	Auxiliary circuit insulation voltage		400/600
	Rated impulse withstand voltage	kV	6



MLS
Low voltage switchgear

MLS low voltage switchgear is introduced and developed by our company in combination with the development trend of domestic low voltage complete switchgear equipment. Applicable to three-phase four wire and three-phase five wire AC power systems with a rated voltage of 380V and a frequency of 50-60HZ for energy distribution and centralized power control. Also applicable to industries such as power plants, petroleum, chemical, metallurgical, textile, high-rise buildings, etc.

Compliant with standards: GB7251.12, IEC60439-1, JB/T9661, GB/T15576, etc.



Product features

- The switch is made of hot-dip galvanized steel plate or aluminum zinc coated steel plate processed with C-shaped skeleton with E=25MM interval modular holes, and the internal installation is flexible and convenient.
- The cabinet connection adopts a new technology, which can be flexibly and conveniently combined into various unit compartments. The door panels, side sealing plates, top plates, and rear cover plates of the switchgear are treated with electrostatic spraying, with uniform coating, strong adhesion, and good wear resistance.
- All identical functional units can be interchanged, and in the event of a malfunction, they can be replaced with the same functional unit, greatly reducing power outage time and improving power supply reliability.

Name		Unit	Parameters
Rated voltage		V	400
Rated current		A	1600~4000
Rated frequency		Hz	50
Rated insulation level	Rated insulation voltage	V	690
	Auxiliary circuit insulation voltage		400
	Rated impulse withstand voltage	kV	6

MDmax-ST Series

Low voltage switchgear

MDmax-ST low voltage switchgear is adopted with a modular structure in its structural design, standard components and assemblies to achieve compactness and diverse fracture flexibility in the cabinet assembly scheme. It can be combined into different types of switches according to requirements, such as fixed type, fixed partition type, drawer type. In terms of functionality, it considers power distribution, reactive power compensation, motor control center (MCC), AC frequency converter, soft start device, etc. MDmax-ST low voltage switchgear has the characteristics of multifunctionality and modularity, suitable for low-voltage distribution in various occasions, as well as motor control systems in enterprises such as metallurgy, chemical engineering, and power plants.

Compliant with standards: IEC4391.1, GB/T14048.1, GB7251.1-2005, JB/T9661-1999, etc.

Product features

- The cabinet frame is adopted with the double folding technology of aluminum zinc steel plate, and modular holes are arranged on the frame at intervals of 25mm (K-profile), making the frame easy to assemble and sturdy. The entire frame is precisely connected by horizontal and vertical bolts, and the frame structure is maintenance free.
- The shell is covered with electroplating and powder coating to ensure the highest durability.
- The top cover of the horizontal busbar area can be disassembled, making it convenient for on-site busbar installation. The main busbar system installed on the top of the switchgear is completely isolated from the functional units, cable area, and secondary line horizontal wiring area, ensuring sufficient safety distance between the busbar and operation and maintenance personnel.
- Drawer style structure, capable of assembling up to 36 circuits, economical and reliable, saving on-site space. Three position conversion of drawer circuit can be achieved without reducing the protection level.
- The drawer has movable components for positioning, and can be matched with three types of indicators: sound, light, and text. The drawer door panel and switch have a mechanical interlocking mechanism. When the switch is in the closed position, the drawer component door cannot be opened.
- MDmax-ST can be optional front door of fully transparent explosion-proof glass. Easy observation and beautiful appearance.

Name		Unit	Parameters
Rated voltage		V	400
Rated current		A	1000~4000
Rated frequency		Hz	50
Rated insulation level	Rated insulation voltage	V	690
	Auxiliary circuit insulation voltage		400
	Rated impulse withstand voltage	kV	6



GCK

Pull-out low voltage switchgear

GCK series low voltage withdrawable distribution cabinet is an advanced distribution device designed for women. It is suitable for use in three-phase four wire or five wire systems with a rated working voltage of 380V and below for AC 50HZ. It is used as a power system distribution equipment for energy conversion, distribution, and centralized control of motors. It can also be combined with program controllers and microprocessors to form an automatic power supply and distribution control system. Applicable to power plants, substations, industrial and mining enterprises, hotels, buildings, airports, docks, etc.

Compliant with standards: IEC60439-1, GB7251.1, JB/T9661, etc.

Product features

- Adopted with standard modular design, it can be assembled into standard units for protection, operation, conversion, control, adjustment, measurement, indication, etc. Users can choose to assemble and form different frame structures and drawer units according to their needs.
- Assembled with 25mm module C-shaped profiles, it has strong structural versatility and flexible assembly, meeting the requirements of various structural forms, protection levels, and usage environments.
- All structural components inside the cabinet shall be galvanized and passivated. The door panels and side doors around the cabinet frame are coated with electrostatic powder, which not only provides strong mechanical strength but also reliable insulation protection, ensuring safety and reliability
- All identical functional units can be interchanged, and in the event of a malfunction, the same functional unit can be used for replacement, greatly reducing power outage time and improving power supply reliability.
- Multiple high-performance tests have been passed as follows:
  - Seismic resistance test (level 9)
  - Arc test (100KA/0.5S)
  - Salt spray test (96H)
  - High-altitude test (4000M)
  - Electromagnetic compatibility test

Name		Unit	Parameters
Rated voltage		V	400
Rated current		A	400~5000
Rated frequency		Hz	50
Rated insulation level	Rated insulation voltage	V	660
	Auxiliary circuit insulation voltage		400
	Rated impulse withstand voltage	kV	6



GCK

Fixed divided low voltage switchgear

GCK series fixed divided low voltage switchgear is applicable to three-phase four wire or three-phase five wire power systems with AC 50HZ, rated voltage of 400V, rated current of 4000A and below, used for power, distribution, and centralized control of motors, as well as capacitor compensation. Widely used in power plants, substations, industrial and mining enterprises, airports and other places, especially suitable for power supply and distribution projects in newly built residential areas.

Compliant with standards: GB7251.12, IEC60439-1, JB/T9661, GB/T15576, etc.

Product features

- The whole cabinet is adopted with an assembled combination structure, modular installation, strong universality, good applicability, and high standardization of components.
- It can be flexibly assembled into different structural forms according to the changing requirements of the plan. The electrical component room, busbar room, feeder cable room, and different circuits of functional units are separated by steel plates or insulation boards, ensuring clear separation and safe operation.
- The components are fixedly installed within the functional unit, and the circuit breaker adopts a pull-out or plug-in type for easy maintenance and repair. The operation handle of the functional unit controls the connection and disconection of the switch, and can also be operated through an external power supply.
- Fixed divided units do not require plug-in connections to ensure safety.

Name		Unit	Parameters
Rated voltage		V	400
Rated current		A	400~4000
Rated frequency		Hz	50
Rated insulation level	Rated insulation voltage	V	690/1000
	Auxiliary circuit insulation voltage		400
	Rated impulse withstand voltage	kV	8



GCS

Pull-out low voltage switchgear

The GCS type withdrawable low-voltage switchgear (hereinafter referred to as the device) is a low-voltage withdrawable switchgear designed and developed by two joint design teams based on the requirements of industry regulatory authorities, power users, and design units. It meets the national conditions, has high technical performance indicators, can adapt to the development needs of the power market, and can compete with existing imported products. The device has been widely used by power users.
GCS is applicable to power distribution systems in industries such as power plants, petroleum, chemical, metallurgical, textile, and high-rise buildings. In large cold power plants, petrochemical systems, and other places with high automation and computer interface requirements, it is a low-voltage complete distribution device used for power distribution, motor centralized control, and reactive power compensation in power generation and supply systems with three-phase AC frequency of 50HZ, 60HZ, rated working voltage of 380V, (400V, 660V), and rated current of 4000A or below.

Compliant with standards: IEC439.1, GB14048.1, GB7251.1-2005, JB/T96661-1999, etc.

Product features

- GCS frame is adopted with the double folding technology of aluminum zinc steel plate, and modular holes are arranged at intervals of 25mm (K-shaped profiles) on the frame. The frame assembly is convenient and sturdy. The entire frame is precisely connected by horizontal and vertical bolts, and the frame structure is maintenance free. The shell is covered with electroplating and powder coating to ensure the highest durability. The top cover of the horizontal busbar area can be disassembled for easy on-site busbar installation. The main busbar system installed on the top of the switchgear is completely isolated from the functional units, cable area, and secondary line horizontal wiring area, ensuring sufficient safety distance between the busbar and operation and maintenance personnel. The drawer style structure can accommodate up to 36 circuits, which is economical, reliable, and saves on-site space. Three position conversion of drawer circuit can be achieved without reducing the protection level.
- The drawer has movable components for positioning, and can be matched with three types of indicators: sound, light, and text. The drawer door panel and switch have mechanical interlocking mechanisms,
- When the switch is in the closed position, the drawer component door cannot be opened.
- GCS can be optional front door of fully transparent explosion-proof glass. Easy observation and beautiful appearance.

Name		Unit	Parameters
Rated voltage		V	400
Rated current		A	1000~4000
Rated frequency		Hz	50
Rated insulation level	Rated insulation voltage	V	690
	Auxiliary circuit insulation voltage		400
	Rated impulse withstand voltage	kV	6



GGD/GGJ

Fixed-type low voltage switchgear

GGD/GGJ low voltage distribution cabinet is a new type of low voltage distribution cabinet designed based on the requirements of the Ministry of Energy, power users, and design departments, in accordance with the principles of safety, economy, rationality, and reliability. It can be widely used in power plants, substations, factories, mines and other power users in distribution systems with AC 50HZ, rated voltage 400V, and rated current up to 2500A. It is used for power conversion, distribution and control of power, lighting and distribution equipment, and reactive power compensation.

Compliant with standards: GB7251.12, IEC60439, GB/T15576, etc.

Product Features

- The cabinet frame is assembled by partial welding of 8MF cold-formed steel. The cabinet is designed with 20mm modular installation holes, with a high universal coefficient. The 1000,1200 cabinets are adopted with an asymmetric double door structure, while the 600 and 800 wide cabinets adopt a full door structure. The cabinet adopts a symmetrical double door structure behind it.
- The revolving type of cabinet door is more easily connected to the chain and frame, making installation and disassembly more convenient. The folded edges of the door are embedded with rubber plastic strips, which can prevent direct collision between the door and the cabinet, and improve the protection level of the switchgear.
- There are different numbers of heat dissipation slots on both ends of the cabinet, forming a natural air duct from bottom to top in the sealed cabinet to solve the heat dissipation problem of the switchgear
- The installation components inside the instrument door and cabinet containing electrical components form a complete grounding protection circuit with the cabinet frame, ensuring grounding continuity The main busbar is arranged at the upper rear of the cabinet and made of high-strength unsaturated resin OMC The AMJI type busbar clamp made of SMC material casting has high mechanical strength and insulation strength. The top cover of the cabinet can be removed for easy assembly and adjustment of the main busbar on site.
- The cabinet is coated with electrostatic powder and has strong adhesion. The installation parts inside the cabinet are all galvanized and passivated, which improves the three proof performance
- The incoming methods include upper, lower, and cabinet incoming methods to meet the needs of various projects for different incoming lines. Holes can also be opened according to user needs.

Name		Unit	Parameters
Rated voltage		V	400
Rated current		A	400~2500
Rated frequency		Hz	50
Rated insulation level	Rated insulation voltage	V	690
	Auxiliary circuit insulation voltage		400
	Rated impulse withstand voltage	kV	6



GZDW-1

Dual standby energy-saving parallel DC power supply system

The GZDW-1 dual standby energy-saving parallel DC power supply system produced by our company is applicable to substations, power plants, various power engineering projects, and places that require backup power supply at different voltage levels. It serves as the operating and control power source for high voltage switches, relay protection, and automation devices, and can easily achieve four functions: telemetry, remote control, remote signaling, and remote adjustment.

Name	Unit	Parameters
AC input voltage	V	220AC ±20%
Input voltage frequency	HZ	50
DC rated output voltage	V	DC220、110、48、24 Optional
Rated output current	A	2/3/5
Steady voltage curacy		≦±0.5%
Steady current accuracy		≦±1%
Ripple coefficient		≦0.5%
Power factor		≧0.95%
Relative humidity		0~90%
Operation mode		Continuous long-term operation
Cooling method		Intelligent temp control air cooling/natural cooling
Audible noise		≦50dB
Monitoring touch screen function		Available or optional
Host module display function		Yes
Protection function		Protections of output circuit, host module, battery
Current sharing function		Yes
Power supply system mode		Parallel connection
Installation method of battery		Installation inside the cabinet (optional)



Product Features

- Adopted with parallel current sharing technology, with strong applicability, the number of batteries can be selected according to the load situation. The unique battery monitoring module can automatically activate the unit with batteries or a group of double cells, fully activating the activity of the batteries and increasing their lifespan by 3-5 times.
- DC systems with 100AH and below can be arranged in a single cabinet without the need for a separate battery cabinet.
- The charging module can automatically activate, monitor, and alarm a single battery or a group of double batteries
  It can sample and analyze the battery usage and parameters to accurately determine faults and facilitate maintenance.
  The product adopts multiple transmission methods to connect with the backend, and monitors and controls the module and battery status in real time.
- In addition to the dual circuit incoming line system, the charging modules of the parallel DC system can also serve as backups for each other, thereby solving the problem of system failure caused by damage to one module or a single battery, and improving the reliability of power consumption.
- The voltage level of the control bus and the combination bus is the same to avoid component burnout caused by incorrect wiring of the control bus and the combination bus.

GZDW-2

Intelligent wall-mounted DC power supply device

GZDW-2 intelligent wall mounted DC power supply device produced by our company is an intelligent integrated cabinet power supply designed specifically for substations, switch stations, and user terminals. It adopts parallel current sharing technology and can achieve uninterrupted power maintenance. Suitable for industrial and mining, petroleum, chemical, construction and other fields as well as user terminals, it can be used as an operating power supply and control power supply for high-voltage switches, relay protection automatic devices. It can also be used as a low-voltage backup operating power supply. The system is equipped with 4 lead-acid batteries and functions such as battery activation, battery detection, overvoltage and overcurrent protection.

- The battery is automatically activated and detected, with complete system protection functions. The output current is evenly distributed and stable, ensuring balanced output of each individual battery and avoiding the impact of single battery failure on the overall battery life. Parallel system, multiple parallel devices can achieve multiple backup solutions, making the power supply system more reliable. It can achieve continuous power maintenance, making maintenance convenient. Moderate capacity, suitable for battery placement in individual cabinets. The cabinet is small and can be installed on the wall within small space.

Name	Unit	Parameters
AC input voltage	V	220AC ±20%
Input voltage frequency	HZ	50
DC rated output voltage	V	DC220、110、48、24 Optional
Rated output current	A	2/3/5
Steady voltage curacy		≦±0.5%
Steady current accuracy		≦±1%
Ripple coefficient		≦0.5%
Power factor		≧0.95%
Relative humidity		0~90%
Operation mode		Continuous long-term operation
Cooling method		Intelligent temp control air cooling/natural cooling
Atmospheric pressure		80~106KPa
Protection function		Available or optional
Host module display function		Yes
Current sharing function		Protections of output circuit, host module, battery
Power supply system mode		Yes
Installation method of battery		Parallel connection



GZDW

Intelligent high-frequency switch power supply DC system

GZDW intelligent high-frequency switching power supply DC system is a power supply screen designed specifically for users with different capacities. The system mainly consists of monitoring module, rectification module, AC/DC monitoring module, battery inspection module, etc. It is mainly used in small and medium-sized power plants, hydropower stations, various substations, and other users who use DC equipment (such as petrochemicals, mines, railways, etc.) in the power system. It is applicable to switch opening and closing, and instruments, meters, relay protection, and fault lighting in secondary circuits.

Name	Unit	Parameters
AC input voltage	V	400AC ±20% 220AC ±20%
Input voltage frequency	HZ	50
DC rated output voltage	V	DC 220、110 Optional
Rated output current	A	6~150
Steady voltage curacy		≦±0.5%
Steady current accuracy		≦±1%
Ripple coefficient		≦0.5%
Power factor		≧0.95%
Relative humidity		0~90%
Operation mode		Continuous long-term operation
Cooling method		Intelligent temp control air cooling/natural cooling
Audible noise		≦50dB



Product features

- Adopted with modular design of high-frequency switching power supply, "N+1" hot backup.
- It has the function of smooth adjustment of output voltage and current.
- Distributed multi-level monitoring system, achieving simple and reliable monitoring system.
- Reliable lightning protection and electrical insulation measures, equipped with insulation monitoring devices that can monitor system insulation in real time to ensure system and personal safety.
- Equipped with standard RS485 serial interface and Ethernet interface, it can be easily integrated into the power station automation system.
- The host is equipped with a large LCD touch screen, and various operating states and parameters can be displayed. The overall design is convenient and simple, with a user-friendly interface that conforms to user habits.

Equipment consisting of three boxes

RX-IPDS intelligent power distribution management system is composed of system platform, cloud server, Internet of Things communication node, data concentrator, intelligent collector, intelligent sensor and other equipment, which can realize the remote data collection, statistics, monitoring, analysis and other requirements of power distribution equipment on the project site.



MNS-E

Low voltage power distribution and control box

MNS-E series low voltage power distribution and distribution box is a low voltage distribution box product authorized by ABB. MNS-E series is a complete and supplementary product based on ABB's low voltage distribution box products (terminal distribution box, three-phase distribution box, power distribution box, distribution switch box, etc.), so that the low voltage distribution box product chain more complete and better meeting the needs of various industries for distribution boxes.

MNS-E series low voltage power distribution and control box is applicable to all places where power generation, distribution, and electricity are used, such as main and auxiliary power rejection, distribution cabinets, motor power supply and control centers, open-loop or closed-loop control system electronic cabinets, power systems, petrochemicals, industrial and mining enterprises, public utilities, municipal engineering, commercial buildings, etc. The entire system fully considers the future development space, which can avoid the risk of being eliminated due to technological development.

Compliant with standards: IEC60439, GB7251.1-2005, BSEN60439, AS3439, etc.

Name	Unit	Parameters
Insulation voltage	V	400/660
working voltage	V	220/380
Max operating current rate	A	400 Hanging /630 Floor type

Product Features

- ABB's MNS-E series low voltage power distribution and control boxes are divided into hanging and floor standing types, with standardized design, compact box structure, strong versatility, and high cost-effectiveness.
- 3D sizes of the box can be expanded arbitrarily according to the modulus (E-25mm).
- The hanging box is made of high-quality cold-rolled steel plate with a thickness of 1.5mm, and the floor standing box is assembled or welded from high-quality cold-rolled steel plate with a thickness of 2mm.
- The entire box is coated with epoxy resin powder electrostatic spraying and treated with matte finish. The color of the box is RAL7035 light gray, and the internal electrical installation board is RAL2000 yellow orange. It is equipped with black door locks and hinges, as well as a unique identification plate design, making the overall combination of the box elegant and beautiful.

- Standardized design, compact structure, universality
- 3D sizes can be adjusted
- The electrical board can be disassembled
- The cabinet door can be opened 180°
- The sign design is unique, harmonious and beautiful colors



XL21

Power distribution control cabinet

XL21 series power distribution cabinet is a low voltage distribution equipment that assembles switchgear, measuring instruments, protective appliances, and auxiliary equipment into enclosed or semi enclosed metal cabinets or screens according to electrical wiring requirements. It is suitable for use in AC 50Hz and rated voltage of 380V distribution systems as power, motor control, and lighting. Power distribution cabinets are widely used in industries such as metallurgy, mining, petroleum, chemical, textile, building materials, mechanical processing, and transportation.

Compliant with standards: GB/T7251.12

Product Features

- The cabinet is made of cold-rolled plates with a thickness of 1.5mm or more, bent and welded, and sprayed with plastic both inside and outside. Multiple external dimensions are provided according to user needs.
- The corners of the cabinet after processing are smooth and uniform, without cracks, and the welding seams are smooth, without bumps, burrs, cracks, virtual welding, etc. The door should be designed with an opening angle of no less than 120 degrees.
- The installation method of electrical components in the cabinet is to install beams or plates. The system scheme is flexible in combination, easy to install, versatile, and easy to maintain and repair.
- The overall structure of the cabinet is reasonable, with a stylish appearance and standardized wiring. At the same time, sufficient space for incoming and outgoing lines is considered, and fixed cable supports are also provided for easy wiring by users.
- Distribution cabinets are usually operated on one side and installed on reliable walls. Cable inlet and outlet holes are reserved on both sides of the cabinet, and can also be opened according to user needs.



Name		Unit	Parameters
Rated voltage		V	400
Rated current		A	10~630
Rated frequency		Hz	50
Rated insulation level	Rated insulation voltage	V	400/660
	Auxiliary circuit insulation voltage		400
	Rated impulse withstand voltage	kV	6

JXF

Power distribution cabinet

JXF type distribution cabinets are divided into two types: outdoor applicable type and indoor applicable type. Adopting wall mounted or embedded installation method.
Outdoor type is suitable for urban, rural, industrial and mining enterprises and other construction sites, with a controlled AC frequency of 50Hz. Lighting circuits below 500V are used for overload, short flip protection, and metering purposes.
Indoor type is suitable for general industrial and mining enterprises and production workshops, as 380V and below, Used for power, lighting and distribution of 50Hz, AC three-phase system.

Compliant with standards: GB7251-3, GB7251.12, etc.

Product Features

- Outdoor type: This structure is completely made of stainless steel plates bent and welded. The main structure consists of a box body, a box top, a box door, and an inner door. All parts are waterproof and corrosion-resistant. The bottom of the box is equipped with cable entry and exit holes, with standard aperture sizes and insulated rubber gaskets for easy tapping. They can also be specially opened according to the user's special requirements.
- Indoor type: This structure is made by bending and welding cold-rolled steel plates. The product structure mainly consists of a box body, door panels, installation plates, and other components. The box body can adopt a single door or double door structure, with inlet and outlet holes opened on the top and bottom of the box body, and equipped with lower sealing plates for cable entry and exit. Appropriate protection level can be selected based on the actual application situation of the customer's site.

Name	Unit	Parameters
Rated voltage	V	220/400
Rated current	A	10~400
Rated frequency	Hz	50
Rated insulation voltage	V	400
Rated short-time withstand current	kA	4





RX-FPY

Fire-fighting electrical control device

RX-FPY series fire electrical control device (smoke exhaust fan, dual power control equipment) is manufactured in accordance with the national standard GB16806-2006 (Fire linkage control system) and is widely used in various large places such as factories, schools, hospitals, shopping malls, office buildings, etc.

Compliant with standards: GB16806-2006

Product Features

- Mainly used for controlling the start and stop of fire smoke exhaust fans.
- It has manual and automatic control functions. It has a phase loss alarm function.
- When the phase loss signal arrives, it will send a fault sound and light alarm. It has overload and overcurrent protection functions. When the fire protection sweeping fan experiences overload or overcurrent, it will immediately sound and light a fault alarm and stop the working fire protection smoke exhaust fan.
- The controller comes with a locking function, which effectively prevents misoperation and malicious operations and improves the safety factor of the device.

Name	Unit	Parameters
Rated operating voltage	V	AC380
Fan power (single speed)	KW	22 and below
Fan power (dual speed)	KW	22/15 and below
Working frequency	Hz	50
Relative humidity		≦90%



The JP series low voltage comprehensive distribution box is designed based on the requirements of power grid construction and renovation, as well as power grid operation experience, in accordance with the principles of safety, economy, rationality, and reliability. It is a new type of comprehensive distribution box with multiple functions such as energy distribution, control, protection, reactive power compensation, and energy metering. At the same time, it can achieve intelligent functions such as distribution monitoring, energy metering, energy distribution, reactive power compensation, residual current protection, and distribution parameter acquisition according to user requirements. It has the characteristics of novel and reasonable structure, high protection level, easy installation, commissioning, maintenance and repair. Rated current below 630A, maximum compensation capacity of 120 kVA, single-phase and three-phase combined compensation, protection level up to IP44. Having passed the CCC certification, it is currently an ideal low voltage complete set of equipment for power grid renovation.

Compliant with standards: GB7254.12, GB/T15576, etc.

JP

Comprehensive distribution cabinet

Product Features

- The cabinet body of the distribution box adopts a galvanized angle steel frame, and the surface of the cabinet body is covered with stainless steel plates without dazzling reflection. The electrical box body can prevent rain, dust, theft, leakage, lightning strikes, and electromagnetic interference, and has sufficient strength to ensure that it will not deform during transportation and installation. The interior of the cabinet is divided into a metering room, an isolation switch room, a power supply switch room, and a reactive power compensation room. The electric energy meter and measuring transformer are separated from other rooms by sealing plates in the same room, and the cabinet door can be sealed with lead and lock. The reactive power compensation room is separated from other rooms by galvanized steel plates not less than 2 mm.
  The incoming method of the distribution box adopts the side incoming method of the box body, and a dedicated stainless steel waterproof elbow is installed. A waterproof rubber pad is provided between the elbow and the cabinet body, and it is convenient for cable wiring. The outgoing line adopts two forms: the side outgoing line and the bottom outgoing line of the cabinet. The inlet and outlet are both sealed with a not less than 2mm epoxy resin board.

Name		Unit	Parameters
Rated voltage		V	400
Rated current		A	100~630
Rated frequency		Hz	50
Rated insulation level	Rated insulation voltage	V	690
	Auxiliary circuit insulation voltage		400
	Rated impulse withstand voltage	kV	6



RXP(PZ30)

Lighting cabinet

RXP (PZ30) series lighting cabinets are mainly composed of cabinet body, panels, masks, mounting tracks, and modular components. It is suitable for power or lighting distribution in the distribution system with ac 50 / 60Hz voltage within 380V and rated current of 100A and below. Lighting box is widely used in all kinds of buildings, squares, stations and industrial and mining enterprises and other places, as the terminal electrical equipment of power distribution system.

Compliant with standards: GB7251.3, JB/T7121, etc.

Product Features

- The bottom shell of the lighting cabinet is made of high-quality Q235 steel plate, and the panel can be made of steel plate or ABS plastic shell material. The surface of the steel plate is electrostatically sprayed, and the color can be customized according to user needs
- The components are installed using guide rails. The width of the components is measured in modules of 9 mm. The layout is compact and reasonable, and installation, disassembly, and maintenance are all very convenient.
- It can be combined as needed and disassembled quickly and conveniently. The transparent flip cover of the panel exposes the handle of the switch element, and the live and other parts are covered inside the upper cover. Opening the flip cover makes it easy to operate, safe and reliable to use, and convenient to observe the working status of the switch.
- The box is equipped with inlet and outlet holes for easy wiring. Plastic panel, metal panel, metal bottom box, transparent door, buried installation distribution cabinet.

Name	Unit	Parameters
Rated voltage	V	220/380
Rated current	A	6~80
Rated frequency	Hz	50
Rated insulation voltage	V	400
Rated short-time withstand current	kA	4.5



Metal panel, metal base, transparent door, embedded type installation of distribution cabinet

Specification	Panel size (width*height) (unit: mm)	Base (width*height*depth) (unit: mm)	Photos
10P	355*250	335*230*95	
12P	390*250	370*230*95	
14P	425*250	405*230*95	
16P	465*250	445*230*95	
20P	535*250	335*500*95	
20P	355*520	335*500*95	
24P	395*520	375*500*95	
28P	445*520	425*500*95	
32P	470*520	450*500*95	
40P	570*520	550*500*95	
48P	470*720	450*700*95	
60P	570*720	550*700*95	

Plastic panel, metal base, white door, embedded type installation of distribution cabinet

Specification	Panel size (width*height) (unit: mm)	Base (width*height*depth) (unit: mm)	Photos
10P	340*250	320*230*95	
12P	375*250	355*230*95	
14P	410*250	390*230*95	
16P	448*250	425*230*95	
20P	520*250	500*230*95	
24P	375*470	355*450*95	
28P	412*470	390*450*95	

Plastic panel, metal base, transparent door, embedded type installation of distribution cabinet

Specification	Panel size (width*height) (unit: mm)	Base (width*height*depth) (unit: mm)	Photos
10P	340*250	320*230*95	
12P	375*250	355*230*95	
14P	410*250	390*230*95	
16P	448*250	425*230*95	
20P	520*250	500*230*95	
24P	375*470	355*450*95	
28P	412*470	390*450*95	

PV□
Combiner cabinet

For large-scale photovoltaic grid connected power generation systems, in order to reduce the connection lines between photovoltaic modules and inverters, facilitate maintenance, and improve reliability, it is generally necessary to add a combiner device between the photovoltaic modules and inverters. Our company's combiner box series products are specially designed to meet this requirement and are used in large-scale photovoltaic grid connected power generation systems. They are placed in front of the photovoltaic modules and inverters to reduce the length between them, facilitate system maintenance, and improve reliability. The photovoltaic array combiner cabinet can connect a certain number of photovoltaic modules with the same specifications in series to form one photovoltaic module string according to the DC voltage range input by the inverter, and then connect several strings to the photovoltaic Rixuan Rirui lightning protection combiner box. The output is after the Ningchoucun lightning protection device and circuit breaker, which facilitates the connection of the subsequent inverter.

Product Features

- The cabinet body is generally made of steel plate spray coating, stainless steel, engineering plastic, etc. It has a beautiful and generous appearance, is sturdy and durable, easy to install, and has a protection level of IP 54 or above. It is waterproof and dustproof, meeting the requirements for long-term outdoor use.
- At the same time, it can be connected to multiple photovoltaic arrays and equipped with insurance components (replaceable with other grades). Equipped with photovoltaic dedicated high-voltage lightning arrester, both positive and negative poles have lightning protection function.
- Adoptd with a four pole circuit breaker with positive and negative poles connected in series to improve the DC withstand voltage.

DC combiner cabinet	
Voltage of PV array system (V Dc)	1000
Number of accessible input components	8、12、16
Max input current/string (A)	10
Max current of protection circuit/PV array(A)	15
Anti reverse function	Optional
Intelligent monitoring function	Optional
Diameter of Input array (+/-) connection	4 mm²
Diameter of Output (+/-) connection	35-75 mm²
Ground wire diameter	16 mm²

AC combiner cabinet		
Rated impulse withstand voltage		6000Vac
Rated voltage		480Vac
Rated frequency		50HZ
Number of input circuits		6、8
Rated current of output circuit breaker(A)		50、63、80、100
Number of output circuits		1
Output circuit current (A)		350
Electrical insulation	Main circuit to ground	AC2000V,5S
	Phase to phase	AC2000V,5S
Lightning protection	Nominal voltage	AC2000V,5S
	Max flow capacity (8/20us)	20kA
	Max flow capacity (8/20us)	40kA



RX-IPDS intelligent distribution management system consists of a system platform, cloud servers, IoT communication nodes, data concentrators, intelligent collectors, intelligent sensors and other devices, which can achieve remote data collection, statistics, monitoring, analysis for project site distribution equipment.



- The system supports hybrid mode, adopted with mainstream layered and distributed architecture, stable and reliable.
- According to the sizes of the project, communication media and networking methods can be flexibly selected.

■ Schematic diagram of typical project architecture for the system

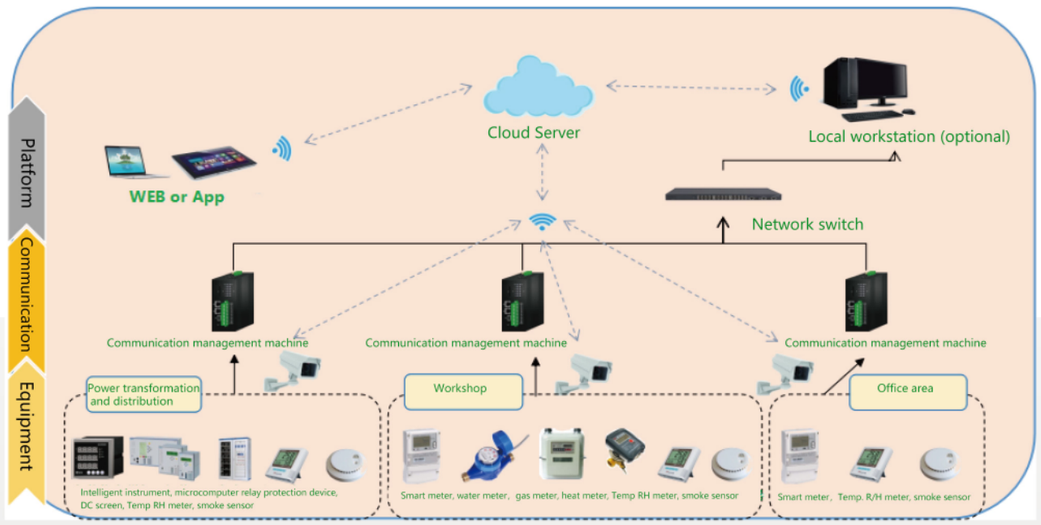

PROJECT PERFORMANCE


Fu'an Saan sewage treatment plant


Fujian Sanshu New Material Co., LTD

福州地铁
FUZHOU METRO
Fuzhou Metro Line 2


Fuzhou Strait Olympic Sports Center


Jinjiang City second Sports Center project


Sanfeng Environment, Nanning waste power plant


Shenzhen Bus GCL Demonstration station


Shenzhen East China Power Plant Project


Wuhu City Chengnan waste power plant


Xinxiang Power Port energy station project


The Amitabha Grand Hotel



Bohai Equipment Fujian Steel Pipe Company


Chaozhou City Central Hospital


Datang Jade Lake View Mansion


Fujian Fuqing Nuclear Power Co., Ltd



Fujian Shenyuan New Material Co., Ltd


Fujian Provincial Archives


Outpatient building of Fuzhou Children's Hospital


University Library in Fujian Province


Temporary power supply project of Fujian Provincial Library


Fujian Tianma Technology Group Co., LTD


Fuzhou White Lake Pavilion Wanda Plaza


Fuzhou Poly Xijiang Lin language


Fuzhou TV Center



Fuzhou Port Mawei Port Services Co., Ltd



Fuzhou Cangshan District Sinopec Co., LTD


Fuzhou Railway Building


Fuzhou Vanke



Square Fuzhou IKEA


Gutian County hospital


Guangzhou Panyu


Hangzhou Banshan Gas plant project


Jinyin Lake Hospital (Phase II)


Jianyang Hongji Qianjiang yue


Jinjiang Experimental Primary School


Lianjiang Qiming Center


Ningde Xinghai Era


Pingtan Zhuyu Bay Film and Television Base


Putian Poly Hall Yue


Putian Wanda Plaza


Putian College


Quanzhou Jinjiang Airport



Qunsheng Jiangshan City


Sansheng Ningde Central Park


Xiamen Poly medium delivery on the cloud


Wuyi New District Sports Center


Sunshine college


Yongtai Baolong family


Source Rongxin Modern Industrial Park


Yueyang Datang family


Changle Binhai New Town Hotel


Changsha South Railway Station


Changsha South Bus Station



ICBC Shantou Branch



ABC Minhou Branch


Zhongshan Zhonghai Longwan International


Zhongwei High-speed Railway South Station


Baoquan Ridge Youth Activity Center


Poly Kechuang Bauhinia Pavilion


Chenzhou waste incineration power plant


Dushu Lake Conference Hotel


Fusheng Ao Garden Chunxiao New Garden


Fusheng Qian Long bottle products


Fujian Zhaoyuan photoelectric MEP


Fuzhou Port, Matsushita Port Area


Fuzhou expressway light storage and charging station


Fuzhou Hongmiaoling waste power plant


Fuzhou Resources Vientiane


Fuzhou Resources Ziyun House


Fuzhou Maternal and child Health care Hospital



Sheraton Fuzhou


Fuzhou Zhonghuan Plaza Hotel


Guangxi Poly lead show


Hebei Xinhai Holding Group Co., Ltd


Heze Evergrande Huafu


Hanchuan Sewage Treatment Plant


Huacai Wanwan Star International Cinema


Warwick Business Center



Huian Chengnan Second Experimental Primary School


Base egg biological technology Co., LTD


Kangli elevator headquarters R/D building


Lianjiang No.5 Middle School


Even jiangshan zai water electricity project


The Lianjiang Century Hongteng Grand Hotel



Lianjiang County General Hospital


Longyan Huiquan Tianyue City


Mawei District Sanmu Middle School


Mianzhu City Sports Center


Nanning Jiangbei New Industrial Park


Ningde New Energy Huxi Industrial Park


Pingtan Strait second bridge second line channel


Taiping Kindergarten, Pingshan County



Putian Poly City Phase 6



Putian Hanjiang Poly City Guanlan


Qin Ting lake


Laoniupo Red Tourism Industrial Park


intelligent light storage and charging station



Sanjiangkou Vanke Cloud Manshion


Shenyang optical storage and charging station



Shiguang Middle School, Shishi City


Shuangshi Middle School (Zhangzhou Branch)


Sichuan Mianzhu History Museum


Suzhou Industrial Park Youth Activity Center


Suzhou Second Workers' Cultural Palace


Protection of Cultural Relics in Hangzhou


Taihe Hongyue


Taihe Changle Hongyu


Tianjin Youth Activity Center



Wanyu Pan-Asia International Trade City


Urad Front Banner Fourth Kindergarten


Wulanchabu Children's Welfare Home


Xinjiang Khorgos Comprehensive Service Center


Zhangzhou Datang Family Phase III



Zhangzhou Sunshine City Versailles Palace



AUO optronics



Xiyuan Jining Hospital, Chinese Academy of Sciences



Zhonglian Tiancheng

COMPANY PHOTOS











OUR TEAM


雷晟科技
充电桩生产基地
福建省雷晟能源科技有限公司
迎春迎喜迎富贵




雷晟科技
充电桩研发 生产基地


雷晟能源


福建省雷晟能源科技有限公司
&
瑞鑫集团（福州）输配电有限公司
海 上 生 明 月 天 涯 共 此 时


FUJIAN LEISHING ENERGY TECH CO.

